

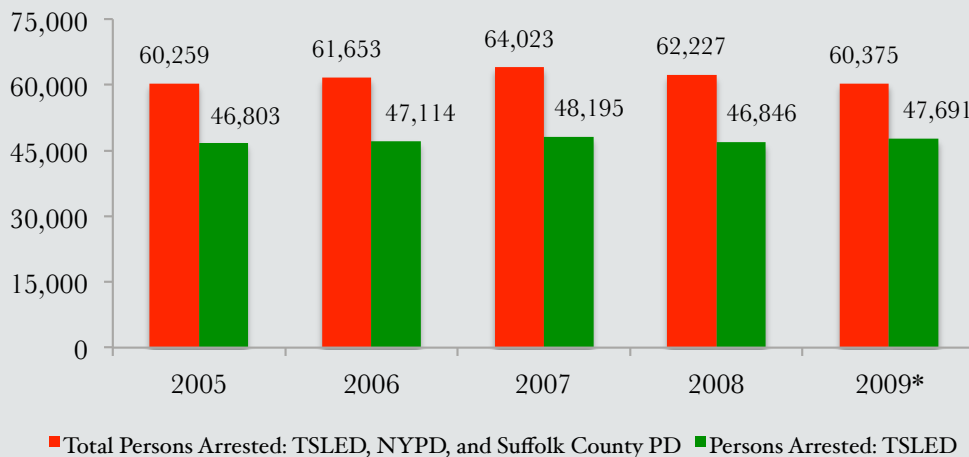
# New York State Fact Sheet on Impaired Driving Arrests

## TSLED Tickets: Total and Impaired Driving

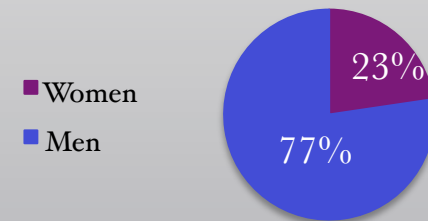
|                                    | 2005      | 2006      | 2007      | 2008      | 2009*     |
|------------------------------------|-----------|-----------|-----------|-----------|-----------|
| Total TSLED Tickets                | 2,387,408 | 2,490,569 | 2,536,504 | 2,578,077 | 2,600,264 |
| Number of Impaired Driving Tickets | 77,442    | 79,118    | 79,717    | 79,761    | 81,917    |
| Percent of All Tickets             | 3.2%      | 3.2%      | 3.1%      | 3.1%      | 3.2%      |

The data above indicate the number of TSLED tickets issued while the graph below captures the number of people arrested. It should be noted that more than one alcohol ticket can be issued to impaired drivers in a single event.

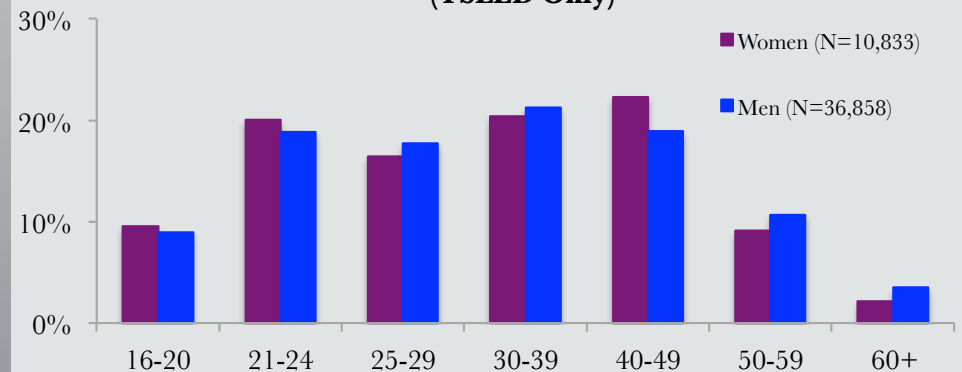
## Persons Arrested for Impaired Driving



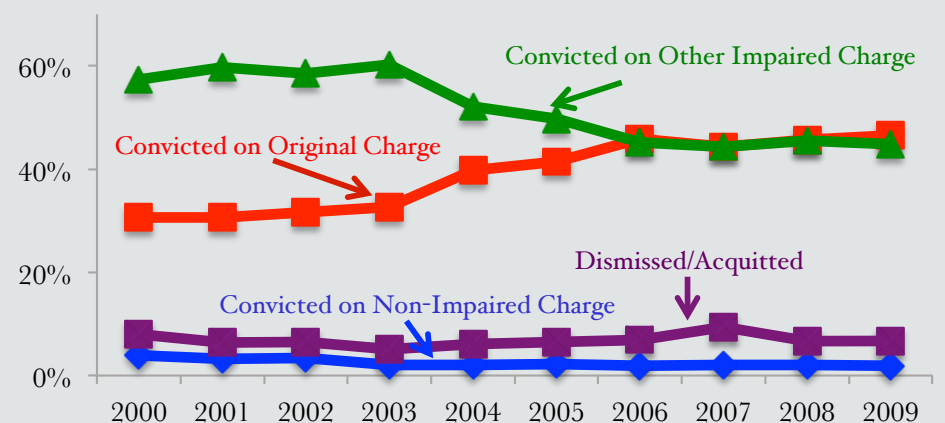
## Impaired Driving Arrests by Gender 2009\* (TSLED Only)



## Impaired Driving Arrests by Age and Gender 2009\* (TSLED Only)



## Disposition of Adjudicated Cases 2009\* (TSLED Only)



\* The TSLED data prior to mid-2009 do not capture tickets issued by NYPD or Suffolk County PD (5 western towns). Since mid-2009, Suffolk County PD tickets are being included in TSLED.

Sources: NYS Governor's Traffic Safety Committee web site, Institute for Traffic Safety Management and Research, New York City Police Department and Suffolk County STOP-DWI.