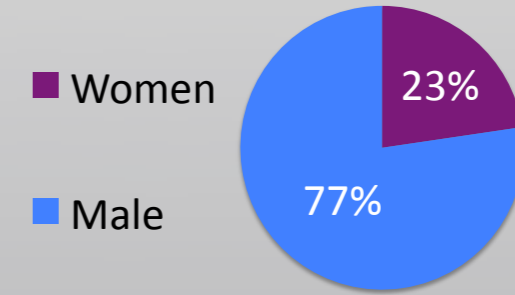


New York State Fact Sheet on Impaired Driving Arrests

Impaired Driving Arrests by Gender 2009 (TSLED Only)



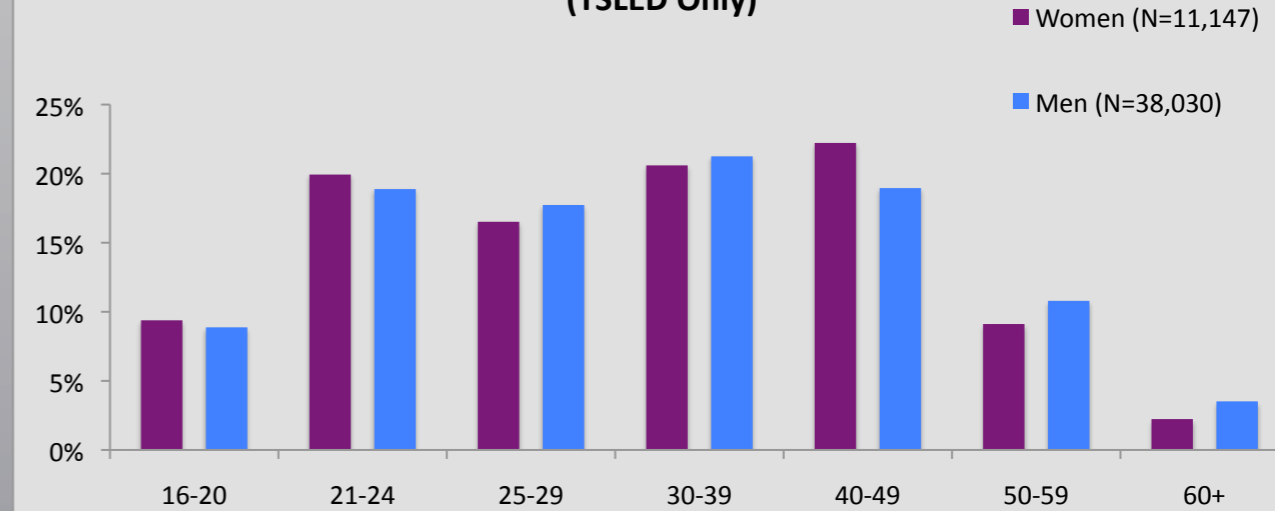
TSLED Tickets: Total and Impaired Driving

	2005	2006	2007	2008	2009*
Total TSLED Tickets	2,387,408	2,490,569	2,536,504	2,578,077	2,579,489
Number of Impaired Driving Tickets	77,422	79,118	79,717	79,761	80,799
Percent of All Tickets	3.2%	3.2%	3.1%	3.1%	3.1%

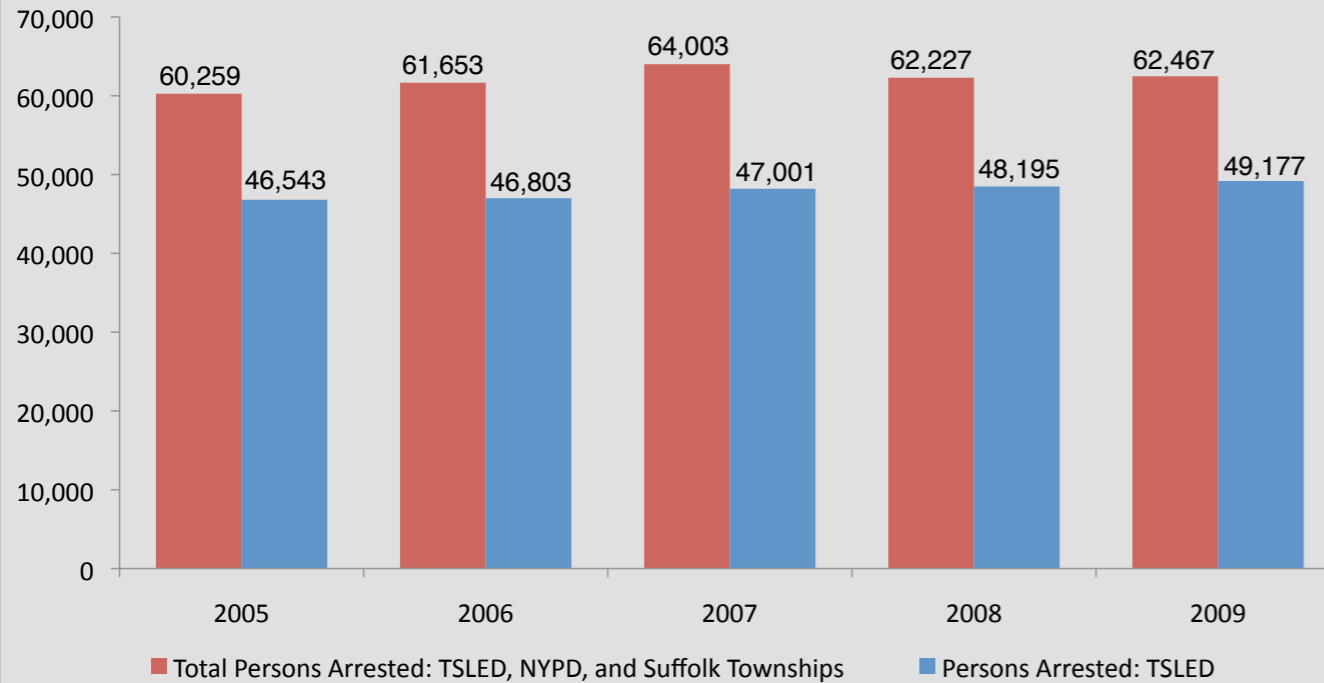
* All 2009 data on this fact sheet are preliminary.

The data above indicate the number of TSLED tickets issued while the graph below captures the number of people arrested. You should note that more than one alcohol ticket can be issued to impaired drivers in a single event.

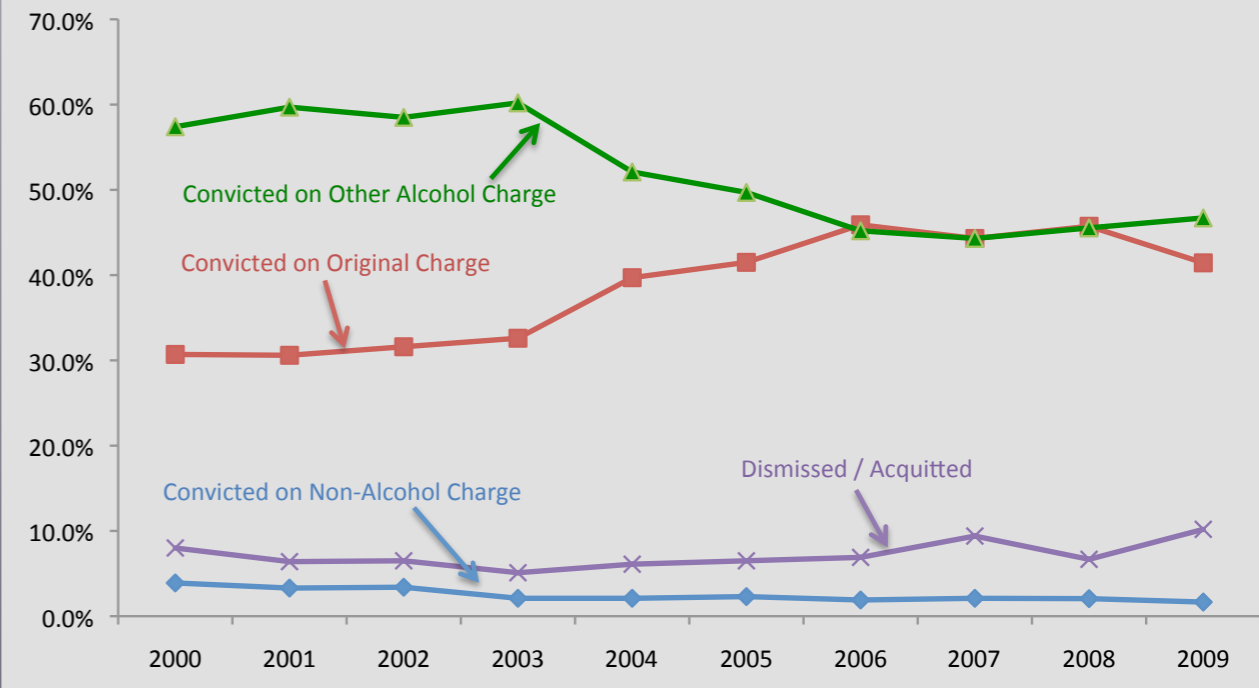
Impaired Driving Arrests by Age and Gender 2009 (TSLED Only)



Persons Arrested for Impaired Driving



Disposition of Adjudicated Cases (TSLED Only)



Note: The TSLED data do not include impaired-driving arrests in New York City or the five western townships of Suffolk County on Long Island. Data were obtained from the New York State Governor's Traffic Safety Committee web site, the Institute for Traffic Safety Management and Research, New York City Police Department and Suffolk County STOP-DWI.

Institute for Traffic Safety Management and Research, June 2010