

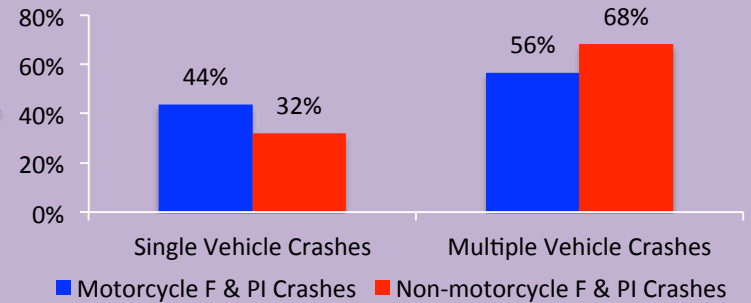
New York State Fact Sheet Motorcycle Crashes

Total and Motorcyclist Fatalities					
	2006	2007	2008	2009	2010
Total Fatalities	1,433	1,317	1,224	1,148	1,119
Motorcyclist Fatalities	193	171	182	151	183
Motorcyclist Fatalities (% of total)	13%	13%	15%	13%	16%

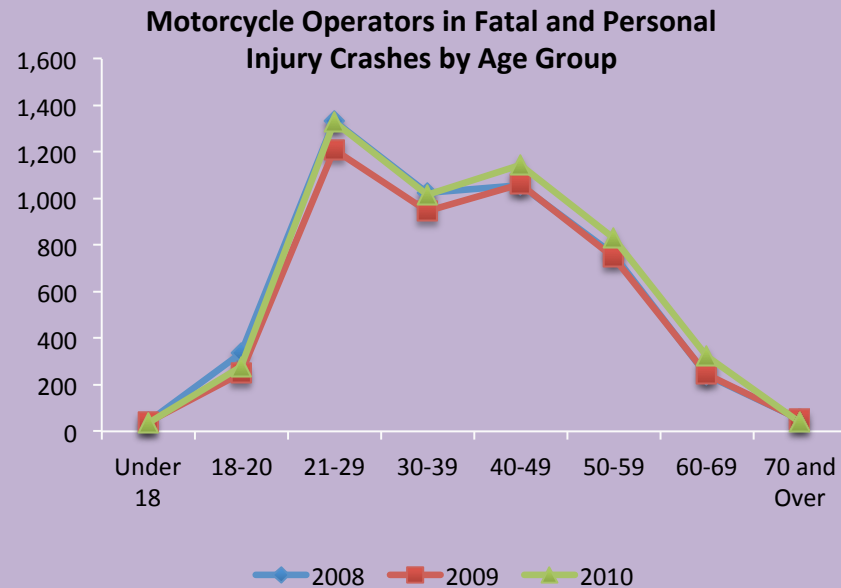
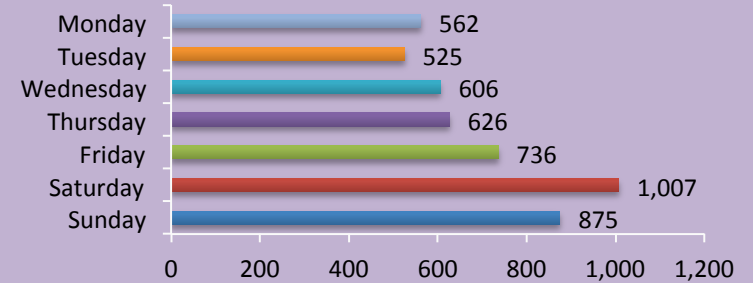
44% of F & PI motorcycle crashes are single vehicle compared to 32% of F & PI crashes with no motorcycle involved.

A key concern is that advances in motorcycle safety will not keep pace with advances in automobile safety. Motorcyclist fatalities increased from 13% in 2006 to 15% in 2008 before dropping to 13% in 2009 and then increasing to 16% in 2010.

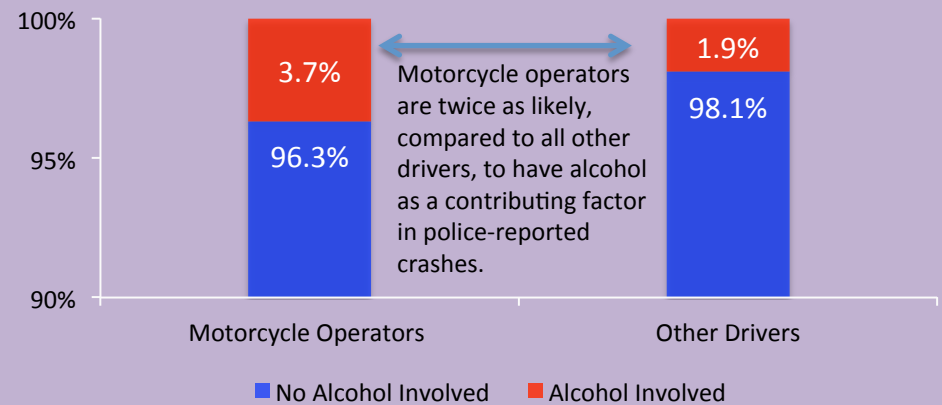
Motorcycle vs. Non-Motorcycle Fatal and Personal Injury Crashes by Manner of Collision (2010)



Fatal and Personal Injury Motorcycle Crashes Day of Week (2010)



Alcohol Involvement in Crashes Motorcycle Operators vs. All Other Drivers (2010)



Note: Fatalities and injuries refer to people, while crashes refer to the crash event. One crash event may involve more than one vehicle and more than one fatality and/or injury. All data were obtained from the NYS Department of Motor Vehicles.