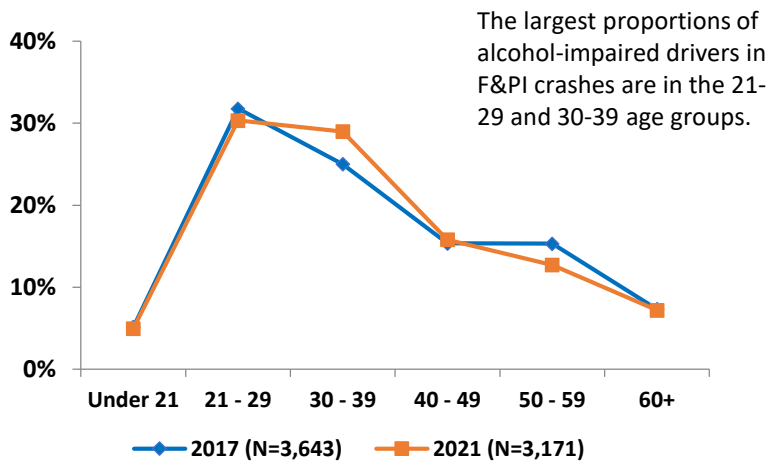


New York State Fact Sheet on Alcohol-Related Crashes*

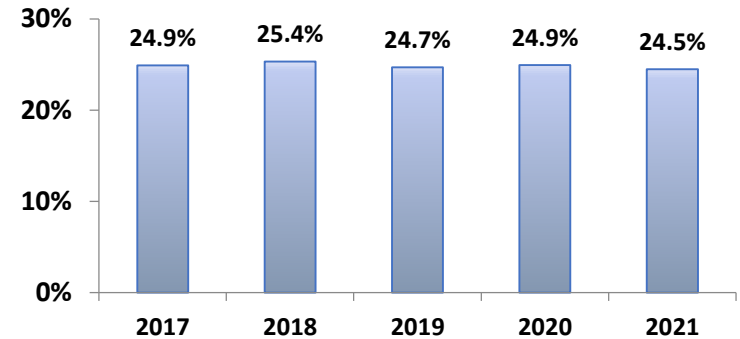
Total and Alcohol-Related (A-R) Fatalities

	2017	2018	2019	2020	2021
Total Fatalities	1,000	936	938	1,032	1,126
Number of A-R Fatalities	252	295	251	279	275
% of Total Fatalities	25%	32%	27%	27%	24%

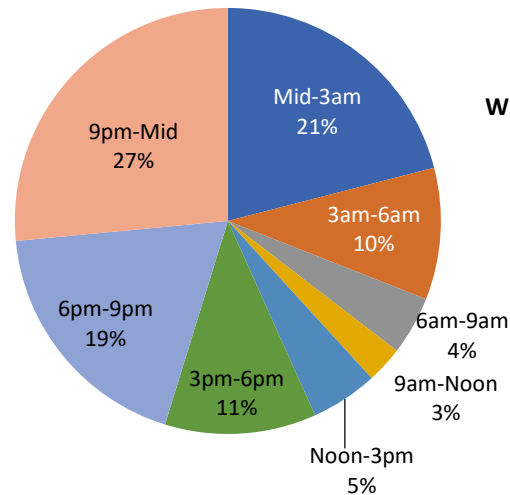
Alcohol-Related Fatal and Personal Injury Crashes: Alcohol-Impaired Drivers by Age Group



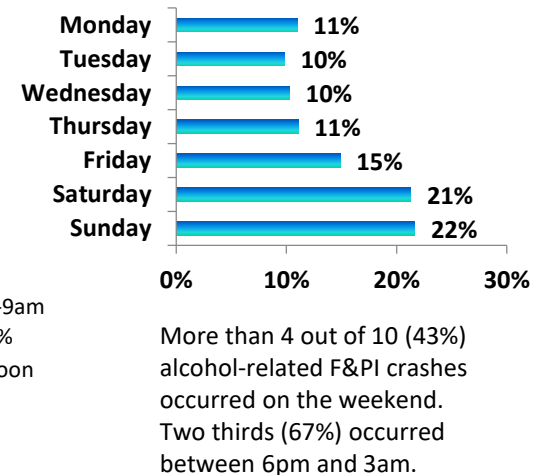
Alcohol-Related Fatal and Personal Injury Crashes: Percentage of Alcohol-Impaired Drivers Who Are Female



Alcohol-Related Fatal and Personal Injury Crashes Time of Day: 2021 (N=3,551)



Alcohol-Related Fatal and Personal Injury Crashes Day of Week: 2021 (N=3,574)



Note: Fatalities refer to people, while fatal crashes refer to the crash event. One fatal crash (the event) may involve more than one vehicle and more than one fatality.

*An alcohol-related crash is a crash that has at least one of these factors: 1) "Alcohol Involvement" was reported as a contributing factor on the police accident report, 2) a ticket was issued for alcohol-impaired driving, or 3) a positive BAC was reported. Includes police-reported crashes only.

Source: All data were obtained from the NYS Department of Motor Vehicles Accident Information System (AIS).

Institute for Traffic Safety Management and Research, December 2022