

New York State Fact Sheet - Impaired Driving Arrests and Crashes

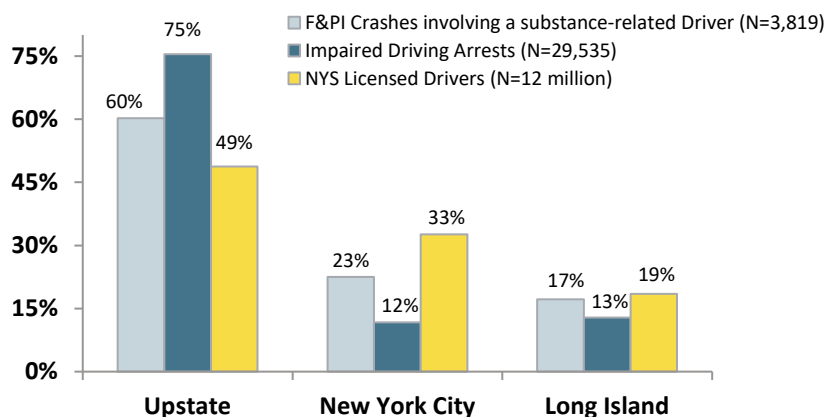
	2018	2019	2020	2021	2022	Change 2018-22
Substance-related F&PI Crashes*	4,647	4,464	3,931	4,283	4,312	-7.21%
F&PI crashes involving a substance-related driver**	4,074	3,945	3,484	3,819	3,819	-6.26%
Impaired Driving Arrests***	41,320	39,607	27,258	30,187	29,561	-28.46%

* Includes crashes that involved alcohol or drugs or both.

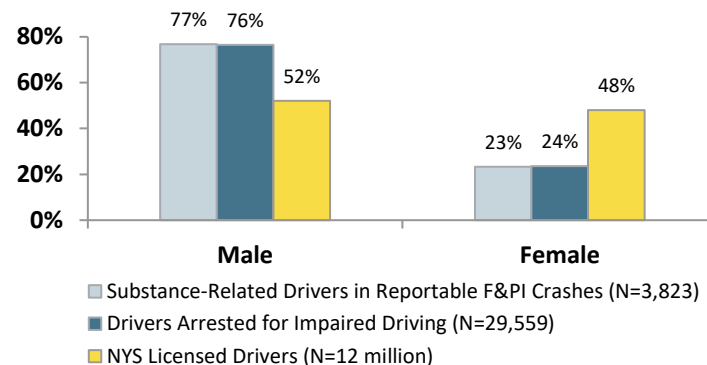
** A substance-related driver is a motor vehicle operator who meets at least one of these criteria: 1) had a positive BAC, 2) had a positive drug test result, 3) received a ticket for alcohol-impaired or drug-impaired driving, or 4) had a vehicle contributing factor of "Alcohol Involvement", "Drugs (Illegal)" or "Prescription Medication" on the police accident report.

*** Includes persons arrested for VTL 1192.1-4 violations in TSLED & persons arrested for VTL 1192.1-6 or 1192-a violations by NYPD.

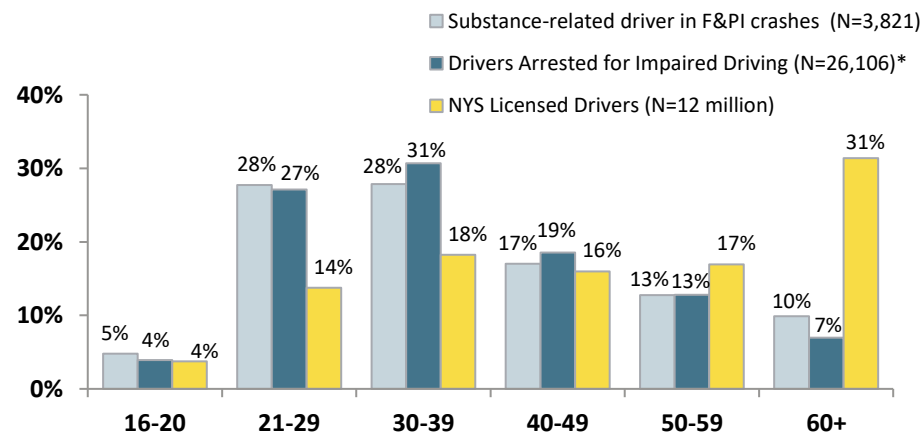
F&PI Crashes involving a Substance-Related Driver, Impaired Driving Arrests and Licensed Drivers by Region: 2022



Substance-Related Drivers in F&PI Crashes, Drivers Arrested for Impaired Driving and Licensed Drivers by Gender: 2022



Substance-Related Drivers in F&PI Crashes, Drivers Arrested for Impaired Driving and Licensed Drivers by Age: 2022



* Age is no longer available in NYC impairment arrests as of 2021, therefore drivers arrested for impaired driving does not include NYC arrests in this chart.