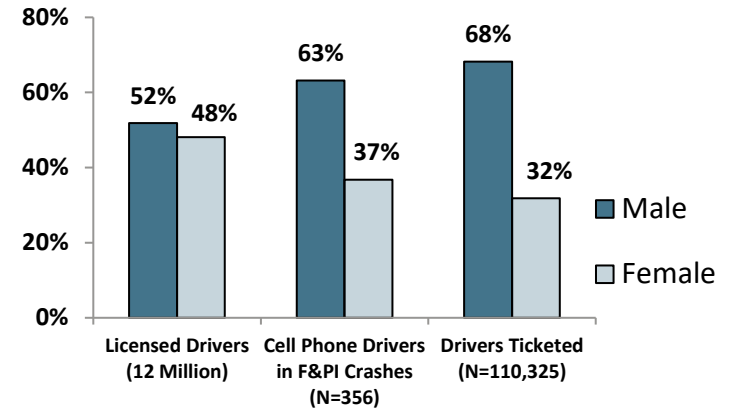


New York State Fact Sheet - Cell Phone Use

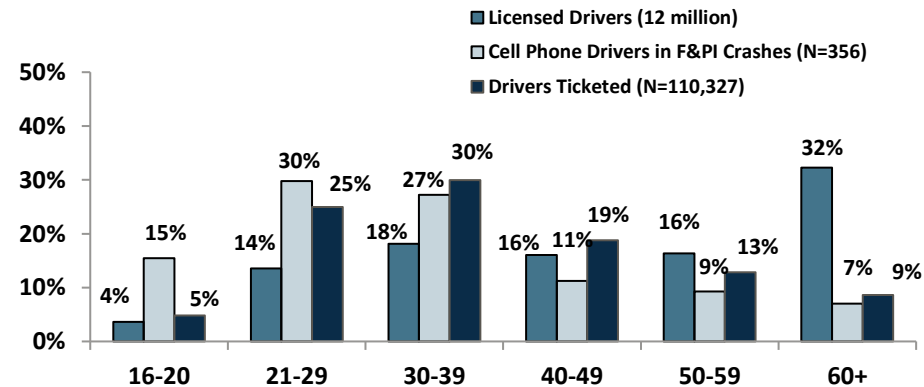
	2019	2020	2021	2022	2023	Change 2019-23
Cell Phone Involvement in Police-Reported F&PI Crashes*						
Contributing Factor (CF) Only	285	252	252	276	249	-12.6%
Ticket Only	62	43	54	58	54	-12.9%
CF & Ticket	153	138	142	165	125	-18.3%
TOTAL	500	433	448	499	428	-14.4%
Tickets Issued for Cell Phone Violations						
Talking on HH Cell Phone (VTL 1225c)	71,059	35,257	35,027	36,341	36,937	- 48.0%
Texting (VTL 1225d)	109,026	58,737	63,014	68,763	73,568	-32.5%
TOTAL	180,085	93,994	98,041	105,104	110,505	- 38.6%

* Cell phone crash is defined as a crash that meets at least one of the following: 1) having contributing factor of "Cell Phone (hand held)", "Cell Phone (hands free)" and/or "Texting" reported and/or 2) having a driver ticketed for violation of VTL 1225c or VTL 1225d.

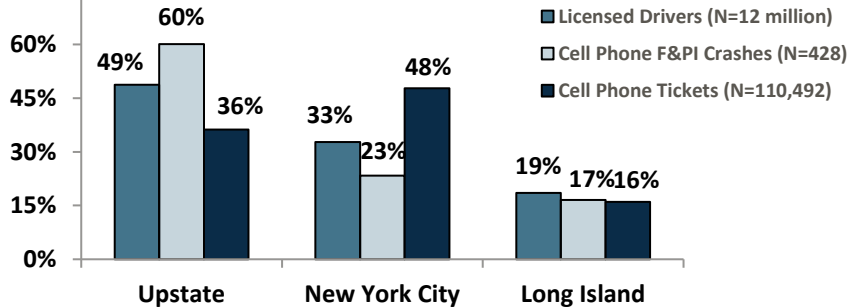
Licensed Drivers, Cell Phone Drivers in F&PI Crashes and Drivers Ticketed for Cell Phone Violations by Gender: 2023**



Licensed Drivers, Cell Phone Drivers in F&PI Crashes and Drivers Ticketed for Cell Phone Violations by Age: 2023



Licensed Drivers, Cell Phone F&PI Crashes and Cell Phone Tickets by Region: 2023



** A cell phone driver is a motor vehicle operator who meets at least one of these criteria: 1) had a vehicle contributing factor of "Cell Phone (hand held)", "Cell Phone (hands free)" and/or "Texting" on the police accident report, or 2) received a ticket for violation of VTL 1225c or VTL 1225d.

