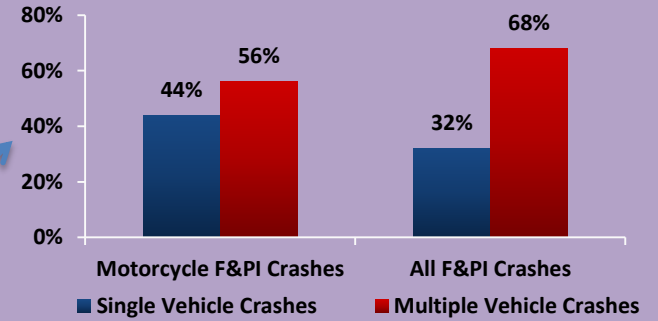


New York State Fact Sheet on Motorcycle Crashes

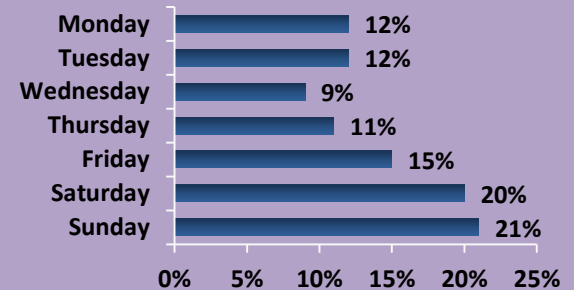
NYS Police-Reported Fatal & Personal Injury (F&PI) Motorcycle Crashes					
	2010	2011	2012	2013	2014
Fatal MC Crashes	180	168	164	164	142
Personal Injury MC Crashes	4,498	4,314	4,793	4,204	3,863
Total F&PI MC Crashes	4,678	4,482	4,957	4,368	4,005
Total Fatalities in All Crashes	1,192	1,153	1,163	1,188	1,026
Motorcyclist Fatalities	183	168	164	166	146
<i>% of Total Fatalities</i>	15%	15%	14%	14%	14%

44% of all F&PI motorcycle crashes are single vehicle compared to 32% of all F&PI crashes.

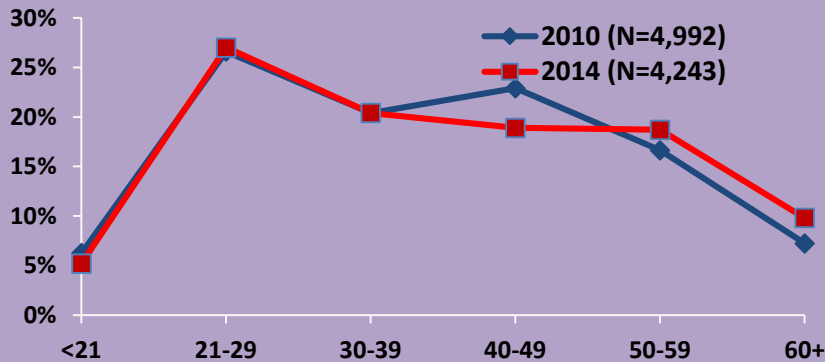
All Motorcycle F&PI Crashes vs. All F&PI Crashes by Manner of Collision: 2014



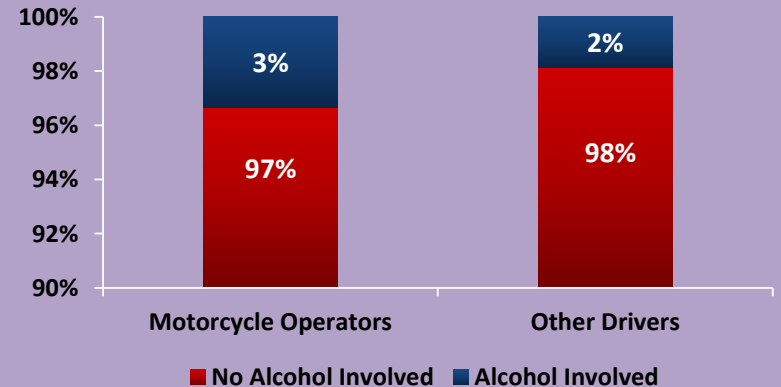
All Motorcycle F&PI Crashes by Day of Week 2014 (N=4,197)



Motorcycle Operators in All F&PI Crashes by Age Group



Alcohol Involvement in Police-Reported F&PI Crashes Motorcycle Operators vs. All Other Drivers: 2014



Note: Fatalities and injuries refer to people, while crashes refer to the crash event. One crash event may involve more than one vehicle and more than one fatality and/or injury. All data were obtained from the NYS Department of Motor Vehicles.