

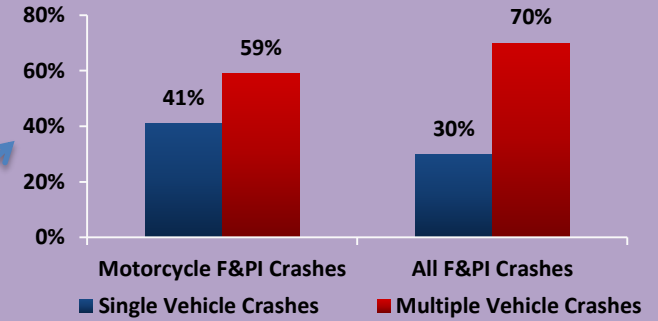
# New York State Fact Sheet on Motorcycle Crashes

## NYS Fatal & Personal Injury (F&PI) Motorcycle Crashes

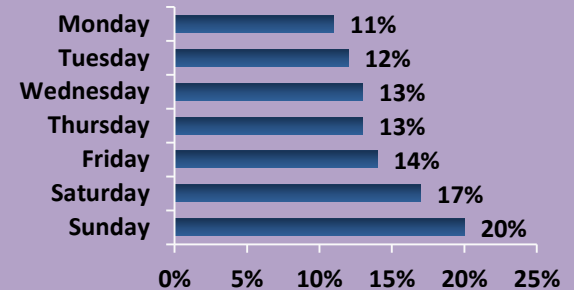
	2013	2014	2015	2016	2017
Fatal MC Crashes	164	142	155	134	143
Personal Injury MC Crashes	4,387	4,055	4,012	4,173	3,935
Total F&PI MC Crashes	4,551	4,197	4,167	4,307	4,078
Total Fatalities in All Crashes	1,188	1,026	1,116	1,029	1,000
Motorcyclist Fatalities	166	146	160	130	143
<i>% of Total Fatalities</i>	14%	14%	14%	13%	14%

41% of all F&PI motorcycle crashes are single vehicle compared to 30% of all F&PI crashes.

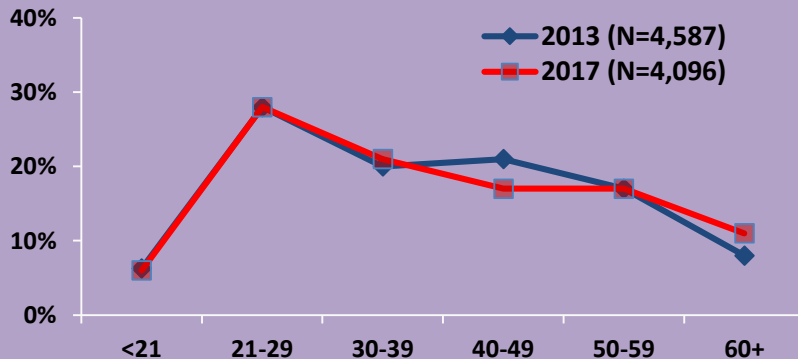
## All Motorcycle F&PI Crashes vs. All F&PI Crashes by Manner of Collision: 2017



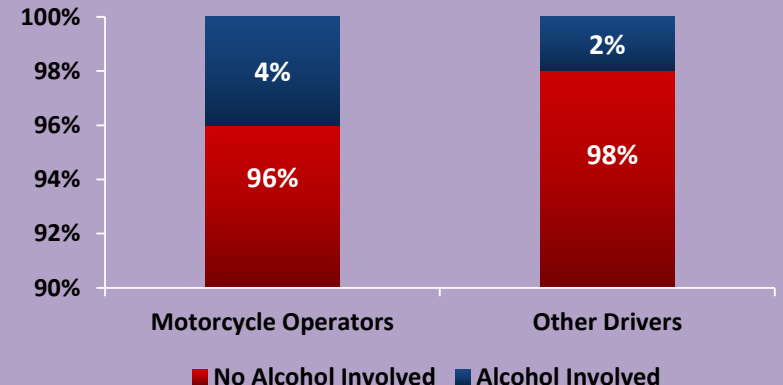
## All Motorcycle F&PI Crashes by Day of Week 2017 (N=4,078)



## Motorcycle Operators in All F&PI Crashes by Age Group



## Alcohol Involvement in Police-Reported F&PI Crashes Motorcycle Operators vs. All Other Drivers: 2017



**Note:** Fatalities and injuries refer to people, while crashes refer to the crash event. One crash event may involve more than one vehicle and more than one fatality and/or injury. All data were obtained from the NYS Department of Motor Vehicles.