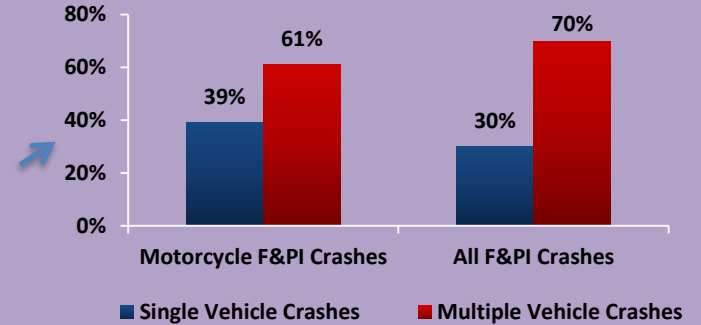


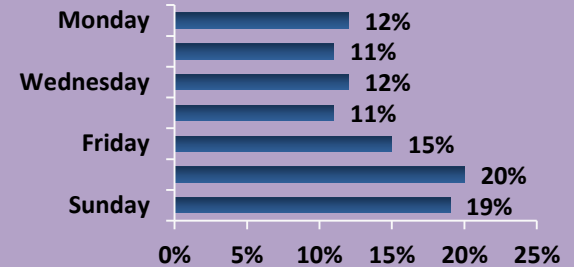
# New York State Fact Sheet on Motorcycle Crashes

NYS Police-Reported Fatal & Personal Injury (F&PI) Motorcycle Crashes					
	2015	2016	2017	2018	2019
Fatal MC Crashes	155	134	143	149	132
Personal Injury MC Crashes	3,792	4,017	3,790	3,559	3,505
Total F&PI MC Crashes	3,947	4,151	3,933	3,708	3,637
Total Fatalities in All Crashes	1,116	1,029	1,000	936	938
Motorcyclist Fatalities	160	130	143	150	132
<i>% of Total Fatalities</i>	<i>14%</i>	<i>13%</i>	<i>14%</i>	<i>16%</i>	<i>14%</i>

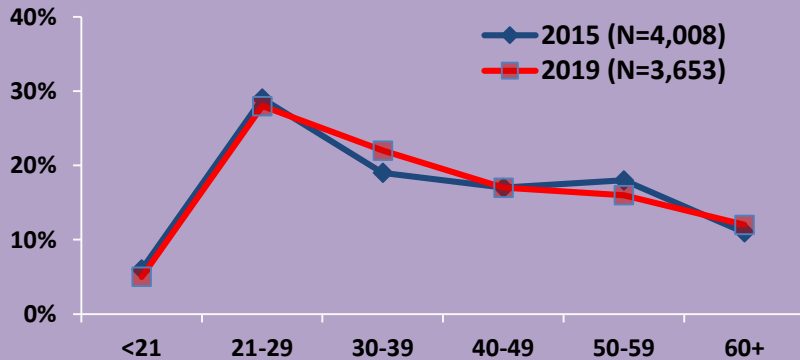
NYS Police-Reported Motorcycle F&PI Crashes vs. All F&PI Crashes by Manner of Collision: 2019



NYS Police-Reported Motorcycle F&PI Crashes by Day of Week: 2019 (N=3,637)



NYS Police-Reported Motorcycle F&PI Crashes Motorcycle Operators by Age Group



**Note:** Fatalities and injuries refer to people, while crashes refer to the crash event. One crash event may involve more than one vehicle and more than one fatality and/or injury. All data were obtained from the NYS Department of Motor Vehicles.

Alcohol Involvement in NYS Police-Reported F&PI Crashes Motorcycle Operators vs. All Other Drivers: 2019

