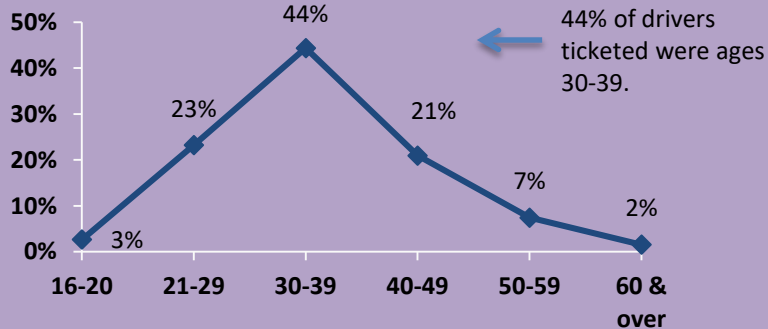


New York State Fact Sheet on Drivers Arrested for ADWI with Child under Age 16 in Vehicle (VTL 1192.2ab)

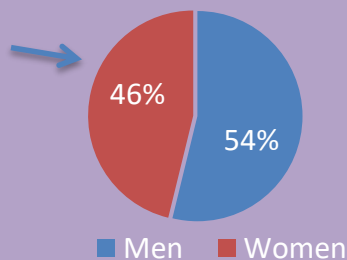
Drivers Ticketed and Tickets Issued (TSLED Only)					
	2017	2018	2019	2020	2021
Drivers Ticketed	675	754	733	591	621
Tickets Issued	788	927	906	719	725

Drivers Ticketed by Age Group: 2017-2021 (N=3,374)

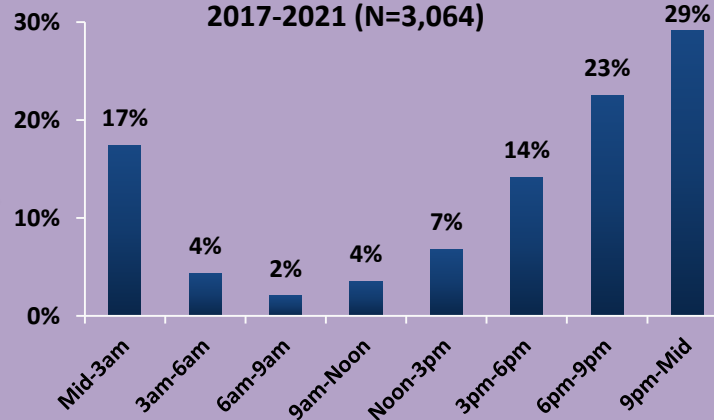


Drivers Ticketed by Gender: 2017-2021 (N=3,374)

46% of drivers ticketed were women.

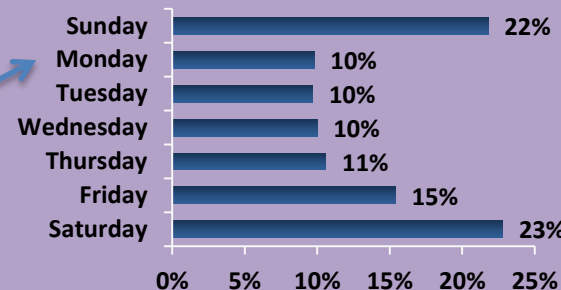


Drivers Ticketed by Time of Day 2017-2021 (N=3,064)



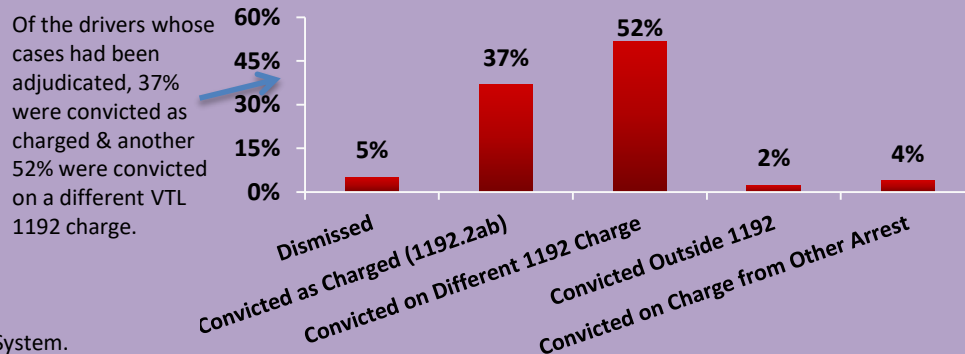
52% of the drivers ticketed for ADWI w/Child <16 in the vehicle were ticketed between 6pm and midnight.

Drivers Ticketed by Day of Week 2017-2021 (N=3,374)



45% of the drivers were ticketed on the weekend (Sat & Sun).

Cases Adjudicated: Conviction Status of Drivers 2017-2021 (N=2,531)



Of the drivers whose cases had been adjudicated, 37% were convicted as charged & another 52% were convicted on a different VTL 1192 charge.

Source: All data were obtained from the NYS Department of Motor Vehicles TSLED System.