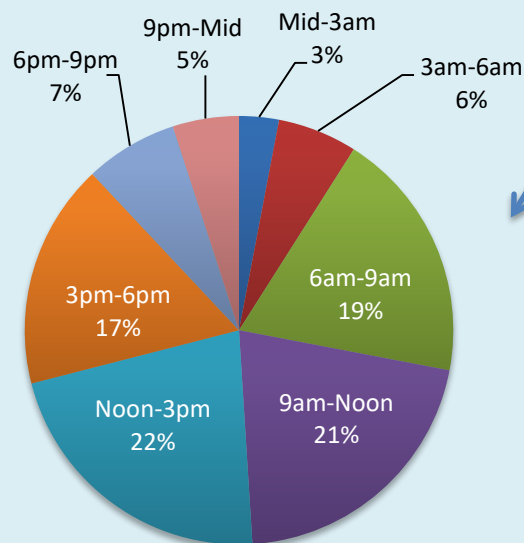


# New York State Fact Sheet on Large Truck Crashes

## Total and Large Truck Fatalities

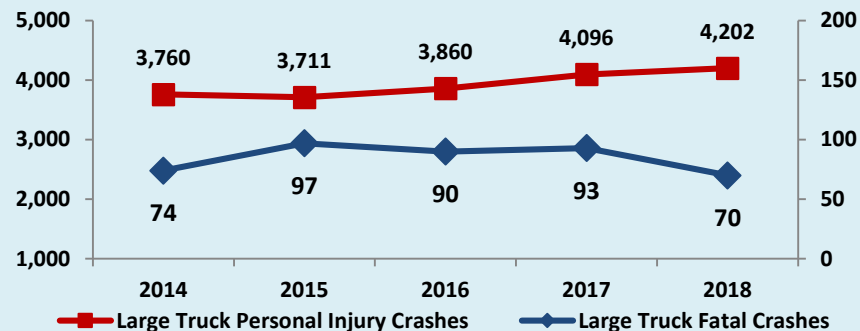
	2014	2015	2016	2017	2018
Total Fatalities	1,026	1,116	1,029	1,000	936
Large Truck Fatalities	79	109	97	101	74
% of Total Fatalities	8%	10%	9%	10%	8%

## Large Truck Fatal and Personal Injury (F & PI) Crashes Time of Day: 2018 (N=4,240)

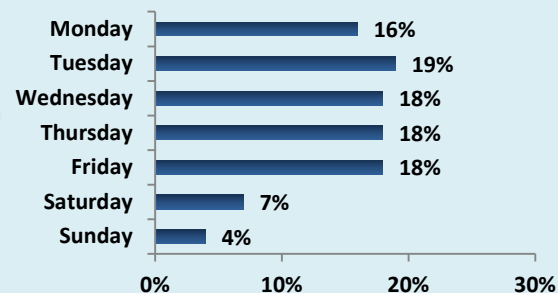


89% of large truck fatal and personal injury crashes occur on a weekday; 79% occur between 6:00 am and 6:00 pm.

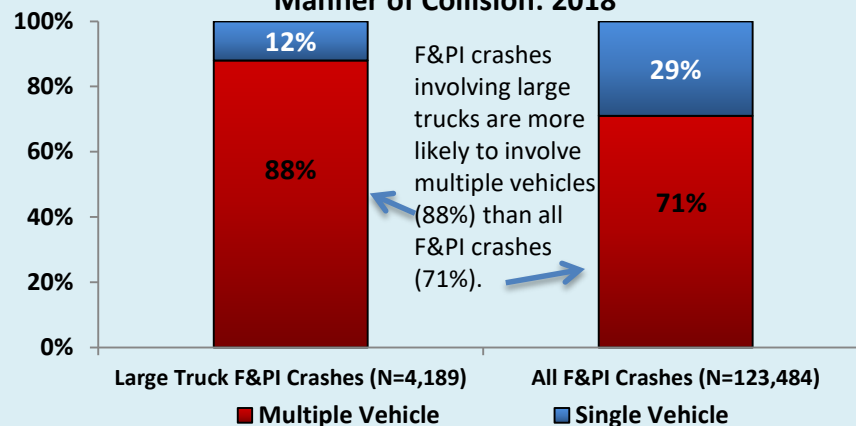
## Large Truck F & PI Crashes



## Large Truck F & PI Crashes by Day of Week: 2018 (N=4,272)



## Large Truck F & PI Crashes vs. All F & PI Crashes Manner of Collision: 2018



**Note:** Fatalities and injuries refer to people, while crashes refer to the crash event. One crash event may involve more than one vehicle and more than one fatality and/or injury. All data were obtained from the NYS Department of Motor Vehicles.