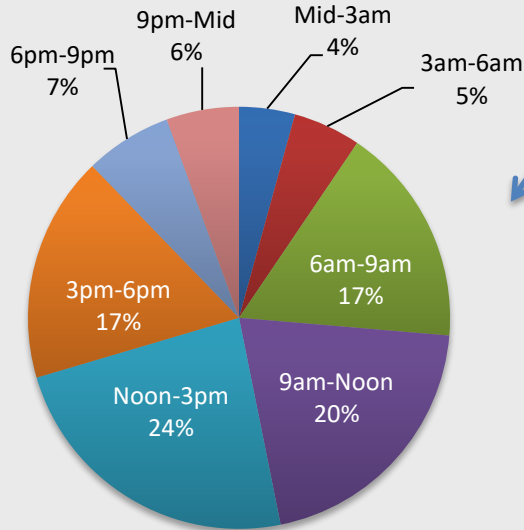


New York State Fact Sheet on Large Truck Crashes

Total and Large Truck Fatalities

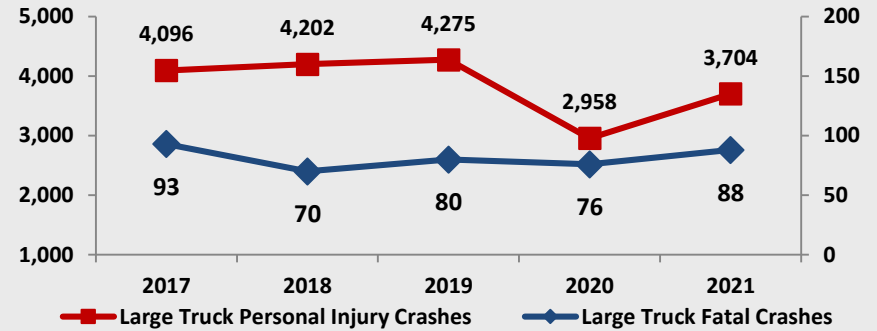
	2017	2018	2019	2020	2021
Total Fatalities	1,000	936	938	1,032	1,126
Large Truck Fatalities	101	74	85	84	99
% of Total Fatalities	10%	8%	9%	8%	9%

Large Truck Fatal and Personal Injury (F & PI) Crashes Time of Day: 2021 (N=3,761)

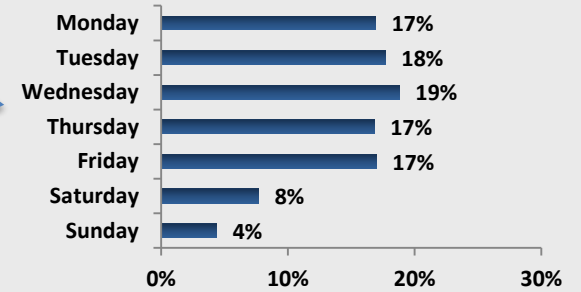


88% of large truck F&PI crashes occurred on a weekday; 78% occurred between 6:00 am and 6:00 pm.

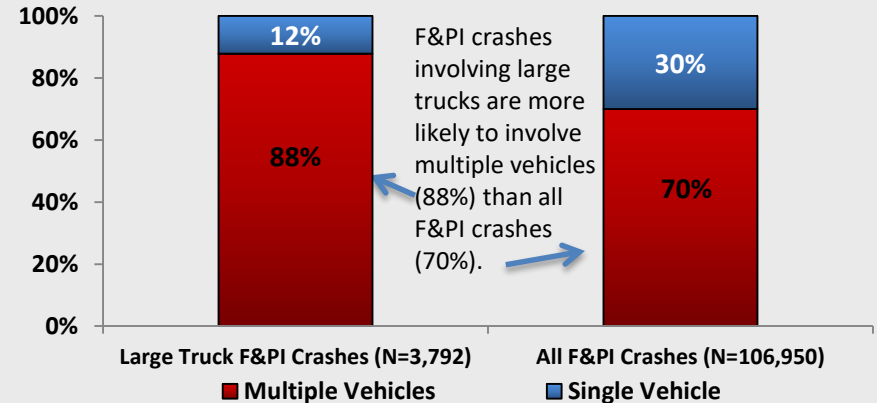
Large Truck F & PI Crashes



Large Truck F & PI Crashes by Day of Week: 2021 (N=3,792)



Large Truck F & PI Crashes vs. All F & PI Crashes Manner of Collision: 2021



Note: Fatalities and injuries refer to people, while crashes refer to the crash event. One crash event may involve more than one vehicle and more than one fatality and/or injury. All data were obtained from the NYS Department of Motor Vehicles Accident Information System (AIS).