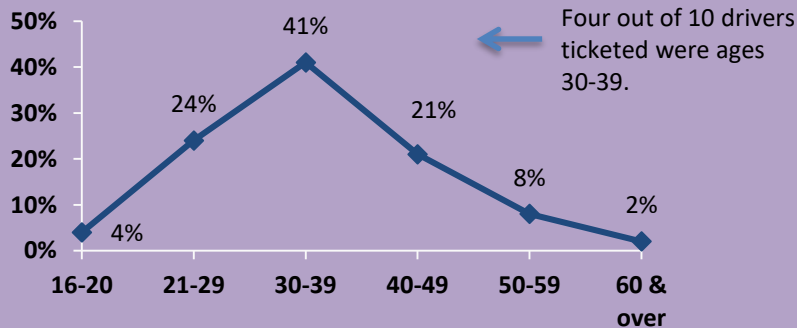


New York State Fact Sheet on Drivers Arrested for ADWI with Child under Age 16 in Vehicle (VTL 1192.2ab)

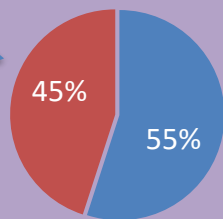
Drivers Ticketed and Tickets Issued (TSLED Only)					
	2015	2016	2017	2018	Change 2015 - 18
Drivers Ticketed	663	678	675	754	+ 13.7%
Tickets Issued	784	817	788	927	+ 18.2%

Drivers Ticketed by Age Group: 2015-2018 (N=2,770)



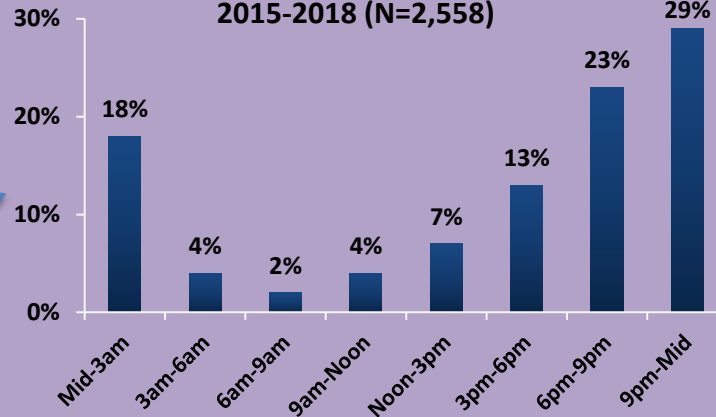
Drivers Ticketed by Gender: 2015-2018 (N=2,770)

More than four out of 10 drivers ticketed were women.



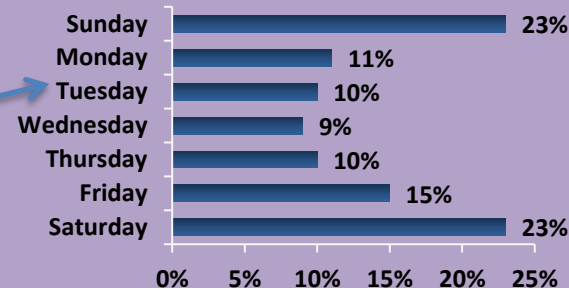
Men Women

Drivers Ticketed by Time of Day 2015-2018 (N=2,558)



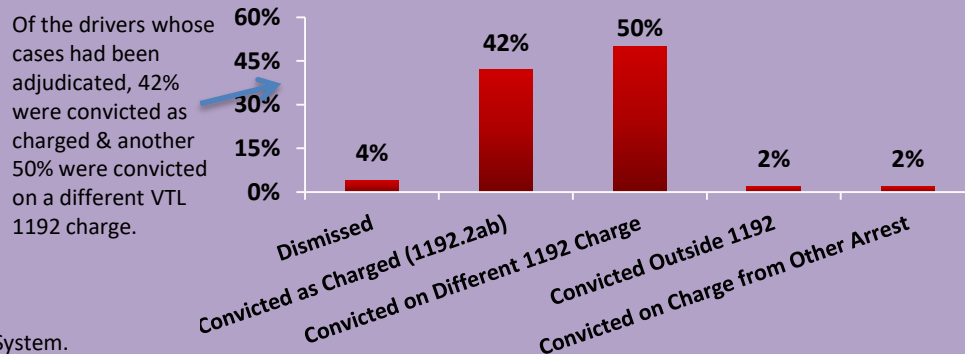
52% of the drivers ticketed for ADWI w/Child <16 in the vehicle were ticketed between 6pm and midnight.

Drivers Ticketed by Day of Week 2015-2018 (N=2,770)



46% of the drivers were ticketed on the weekend (Sat & Sun).

Cases Adjudicated: Conviction Status of Drivers 2015-2018 (N=1,555)



Of the drivers whose cases had been adjudicated, 42% were convicted as charged & another 50% were convicted on a different VTL 1192 charge.

Source: All data were obtained from the NYS Department of Motor Vehicles TSLED System.