

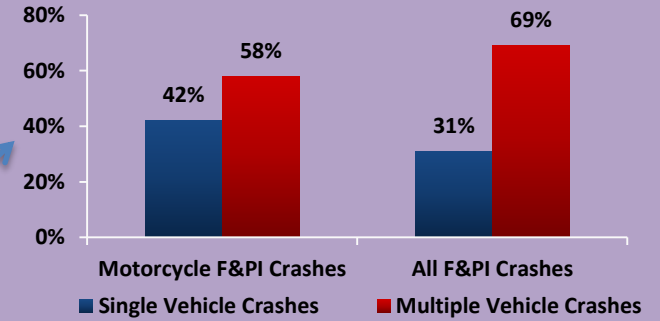
New York State Fact Sheet on Motorcycle Crashes

NYS Fatal & Personal Injury (F&PI) Motorcycle Crashes

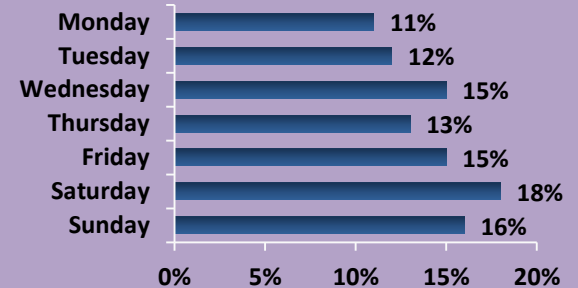
	2012	2013	2014	2015	2016
Fatal MC Crashes	164	164	142	155	134
Personal Injury MC Crashes	5,052	4,387	4,055	4,012	4,173
Total F&PI MC Crashes	5,216	4,551	4,197	4,167	4,307
Total Fatalities in All Crashes	1,163	1,188	1,026	1,116	1,029
Motorcyclist Fatalities	164	166	146	160	130
<i>% of Total Fatalities</i>	14%	14%	14%	14%	13%

42% of all F&PI motorcycle crashes are single vehicle compared to 31% of all F&PI crashes.

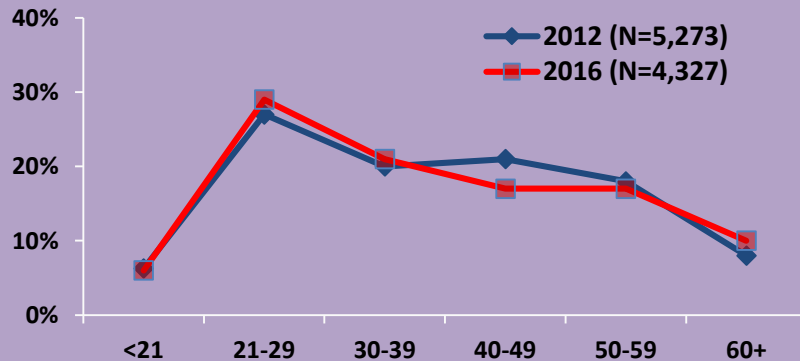
All Motorcycle F&PI Crashes vs. All F&PI Crashes by Manner of Collision: 2016



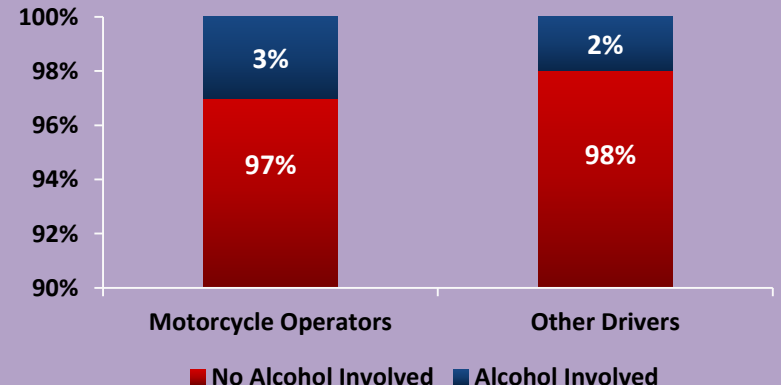
All Motorcycle F&PI Crashes by Day of Week 2016 (N=4,307)



Motorcycle Operators in All F&PI Crashes by Age Group



Alcohol Involvement in Police-Reported F&PI Crashes Motorcycle Operators vs. All Other Drivers: 2016



Note: Fatalities and injuries refer to people, while crashes refer to the crash event. One crash event may involve more than one vehicle and more than one fatality and/or injury. All data were obtained from the NYS Department of Motor Vehicles.