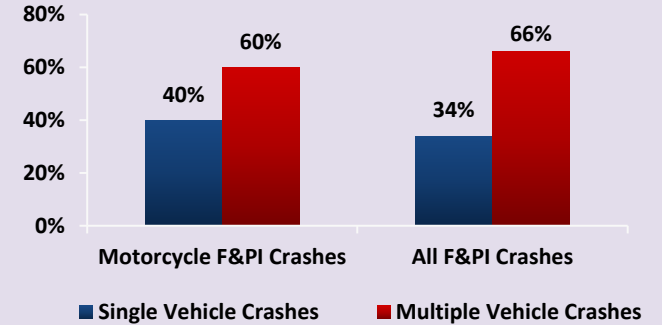


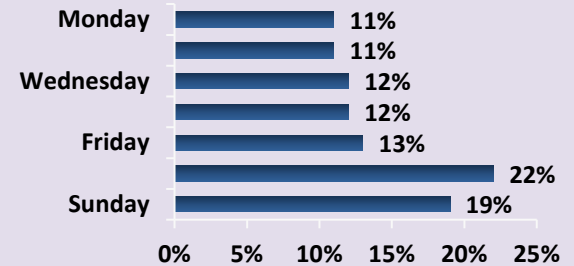
New York State Fact Sheet on Motorcycle Crashes

NYS Police-Reported Fatal & Personal Injury (F&PI) Motorcycle Crashes					
	2016	2017	2018	2019	2020
Fatal MC Crashes	134	143	149	132	181
Personal Injury MC Crashes	4,017	3,790	3,559	3,505	3,429
Total F&PI MC Crashes	4,151	3,933	3,708	3,637	3,610
Total Fatalities in All Crashes	1,029	1,000	936	938	1,032
Motorcyclist Fatalities	130	143	150	132	186
<i>% of Total Fatalities</i>	13%	14%	16%	14%	18%

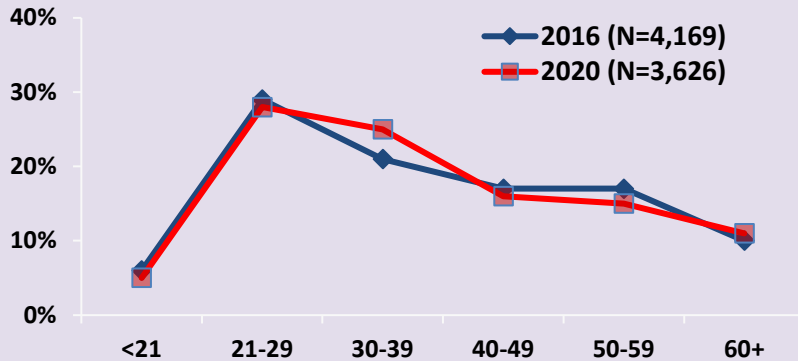
NYS Police-Reported Motorcycle F&PI Crashes vs. All F&PI Crashes by Manner of Collision: 2020



NYS Police-Reported Motorcycle F&PI Crashes by Day of Week: 2020 (N=3,610)



NYS Police-Reported Motorcycle F&PI Crashes Motorcycle Operators by Age Group



Note: Fatalities and injuries refer to people, while crashes refer to the crash event. One crash event may involve more than one vehicle and more than one fatality and/or injury. All data were obtained from the NYS Department of Motor Vehicles Accident Information System (AIS).

Alcohol Involvement in NYS Police-Reported F&PI Crashes Motorcycle Operators vs. All Other Drivers: 2020

