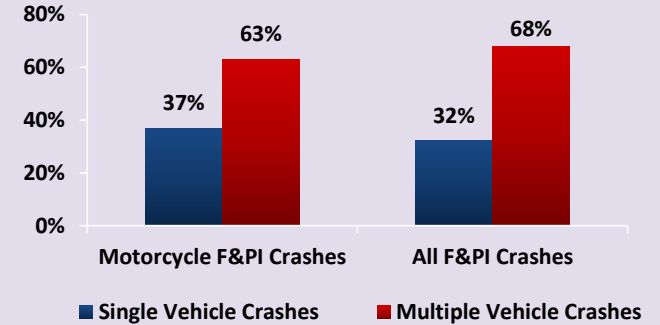


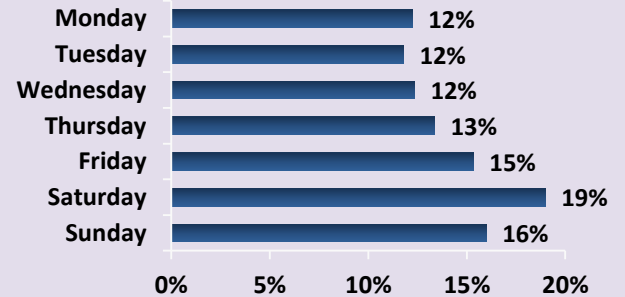
New York State Fact Sheet on Motorcycle Crashes

NYS Police-Reported Fatal & Personal Injury (F&PI) Motorcycle Crashes					
	2017	2018	2019	2020	2021
Fatal MC Crashes	143	149	132	181	201
Personal Injury MC Crashes	3,790	3,559	3,505	3,429	3,609
Total F&PI MC Crashes	3,933	3,708	3,637	3,610	3,810
Total Fatalities in All Crashes	1,000	936	938	1,032	1,126
Motorcyclist Fatalities	143	150	132	186	200
<i>% of Total Fatalities</i>	<i>14%</i>	<i>16%</i>	<i>14%</i>	<i>18%</i>	<i>18%</i>

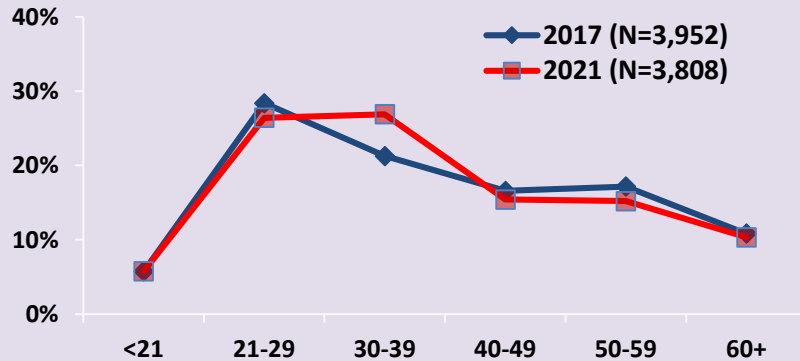
NYS Police-Reported Motorcycle F&PI Crashes vs. All F&PI Crashes by Manner of Collision: 2021



NYS Police-Reported Motorcycle F&PI Crashes by Day of Week: 2021 (N=3,810)



NYS Police-Reported Motorcycle F&PI Crashes by Age Group



Note: Fatalities and injuries refer to people, while crashes refer to the crash event. One crash event may involve more than one vehicle and more than one fatality and/or injury. All data were obtained from the NYS Department of Motor Vehicles Accident Information System (AIS).

Alcohol Involvement in NYS Police-Reported F&PI Crashes Motorcycle Operators vs. All Other Drivers: 2021

