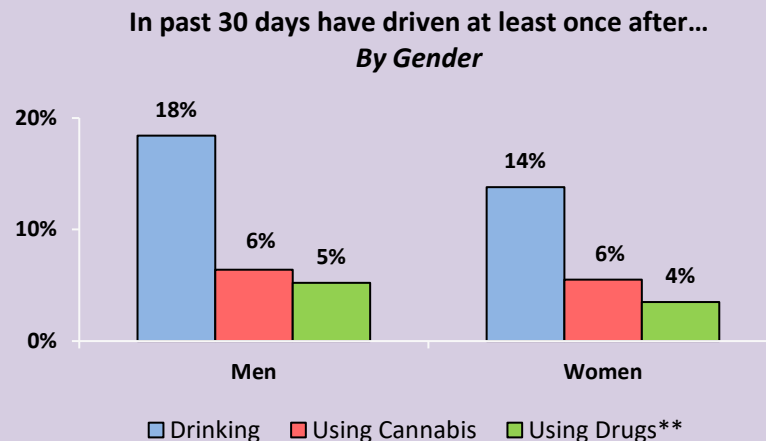


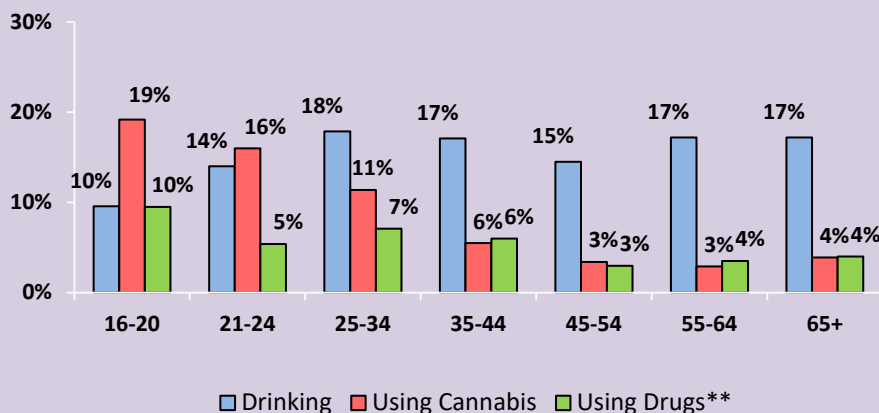
New York State Fact Sheet

Survey of Driver Behaviors, Opinions, and Perceptions: Impaired Driving 2022*

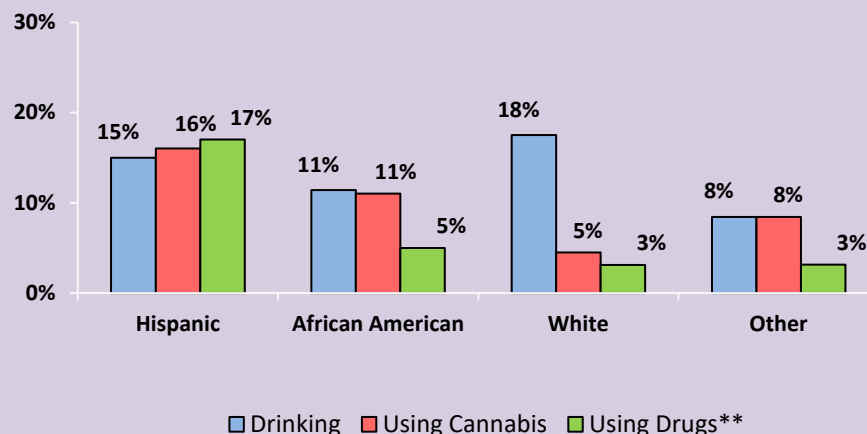
Driver Behavior	2022 (N=975)					
In the past 30 days, how often have you driven ...	Regularly	Fairly often	A few times	Just once	Never	N/A
within an hour after drinking alcohol?	2%	<1%	8%	6%	69%	15%
within 2 hours after using cannabis?	1%	<1%	3%	2%	63%	31%
after using legal, illegal or prescription drugs?	1%	1%	2%	1%	72%	23%



**In past 30 days have driven at least once after...
By Age Group**



**In past 30 days have driven at least once after...
By Race**



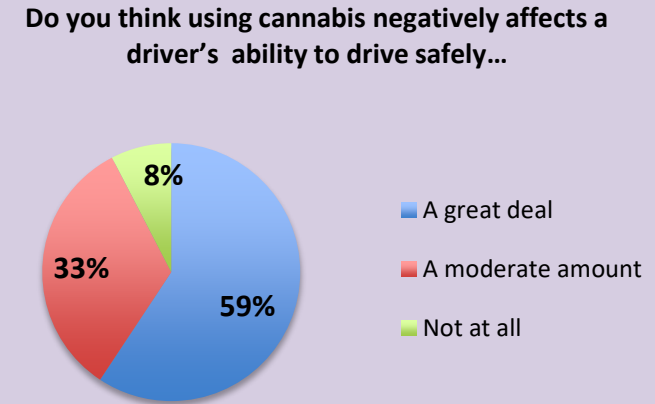
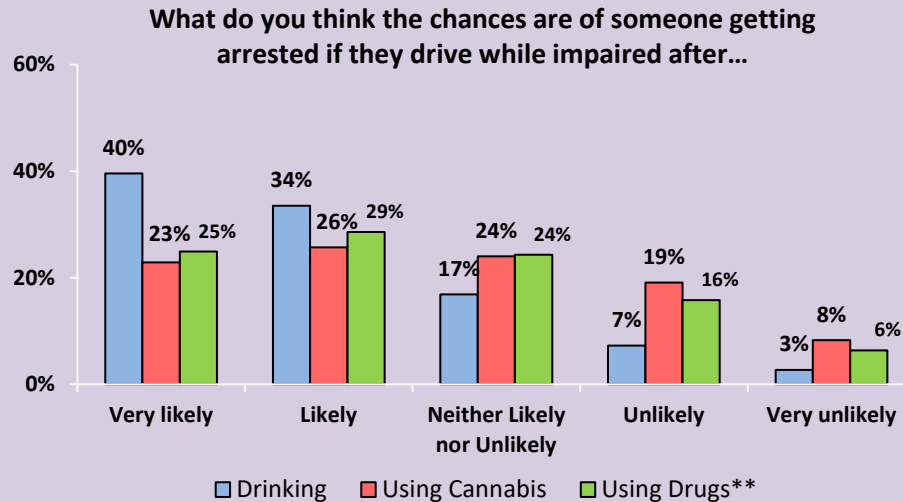
* Online survey based on a convenient sample of NYS licensed drivers, Sep-Nov 2022

** Legal, illegal or prescription drugs

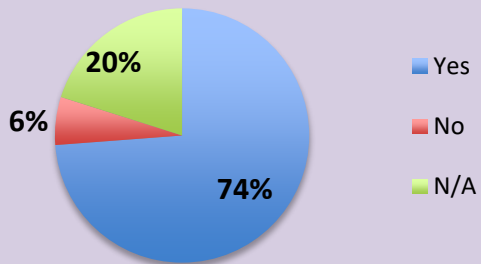
Institute for Traffic Safety Management and Research, December 2022

New York State Fact Sheet

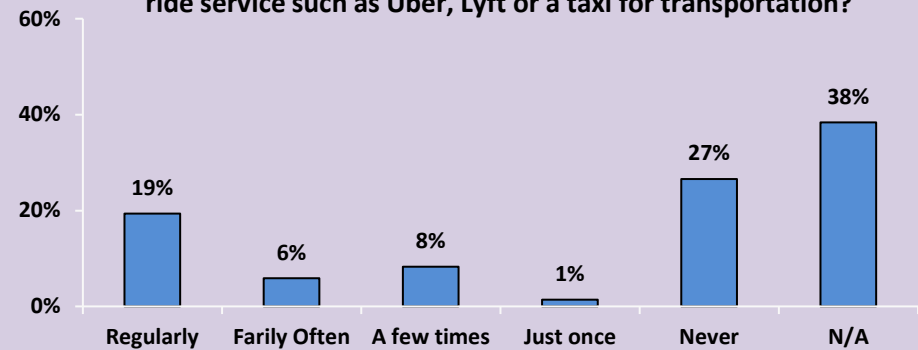
Survey of Driver Behaviors, Opinions, and Perceptions: Impaired Driving 2022*



Are you aware of the effects of your prescription medications on your ability to drive?



When planning an outing, knowing that alcohol or legal or illegal drugs will be consumed, how often do you rely on a ride service such as Uber, Lyft or a taxi for transportation?



* Online survey based on a convenient sample of NYS licensed drivers, Sep-Nov 2022

** Legal, illegal or prescription drugs