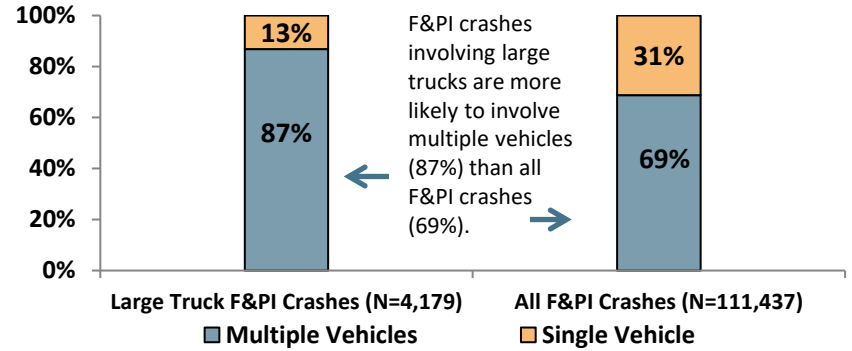


# New York State Fact Sheet - Large Truck Crashes

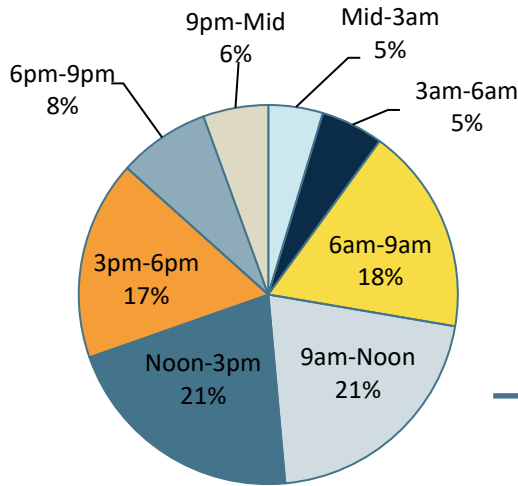
## Total and Large Truck Fatalities

	2018	2019	2020	2021	2022
Total Fatalities	936	938	1,032	1,126	1,162
Large Truck Fatalities	74	85	84	99	126
% of Total Fatalities	8%	9%	8%	9%	11%

## Large Truck F & PI Crashes vs. All F & PI Crashes by Manner of Collision: 2022



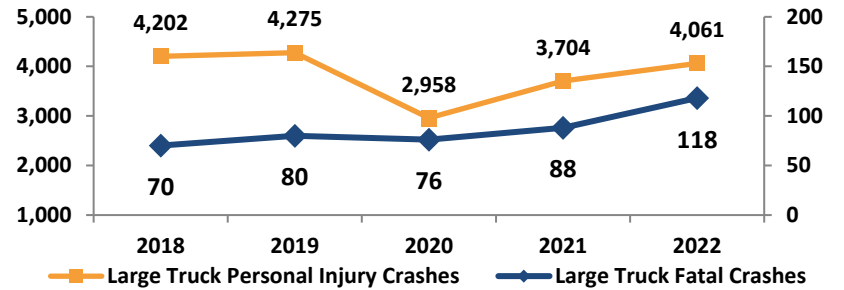
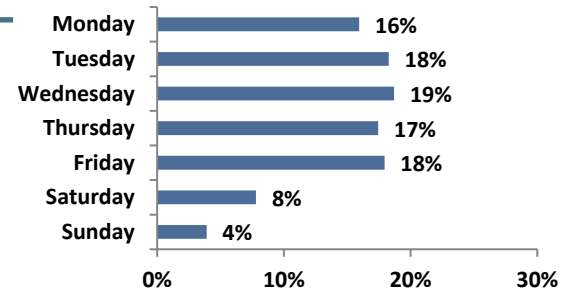
## Large Truck Fatal and Personal Injury (F & PI) Crashes by Time of Day\*: 2022 (N=4,141)



\* Crashes with Unknown Time of Day Values not included

88% of large truck F&PI crashes occurred on a weekday; 77% occurred between 6:00 am and 6:00 pm.

## Large Truck F & PI Crashes by Day of Week: 2022 (N=4,179)



**Note:** Fatalities and injuries refer to people, while crashes refer to the crash event. One crash event may involve more than one vehicle and more than one fatality and/or injury.

**Source:** NYS Department of Motor Vehicles Accident Information System (AIS).

