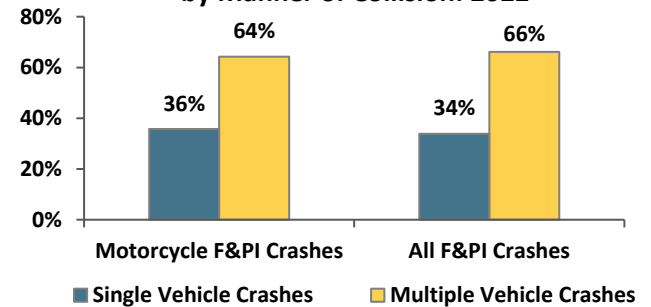


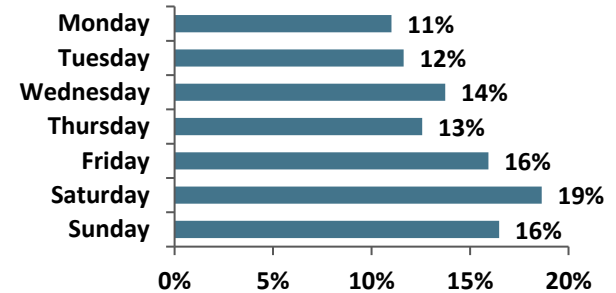
# New York State Fact Sheet - Motorcycle Crashes

NYS Police-Reported Fatal & Personal Injury (F&PI) Motorcycle Crashes					
	2018	2019	2020	2021	2022
Fatal MC Crashes	149	132	181	201	170
Personal Injury MC Crashes	3,559	3,505	3,429	3,609	3,854
Total F&PI MC Crashes	3,708	3,637	3,610	3,810	4,024
Total Fatalities in All Crashes	936	938	1,032	1,126	1,162
Motorcyclist Fatalities	150	132	186	200	167
<i>% of Total Fatalities</i>	16%	14%	18%	18%	14%

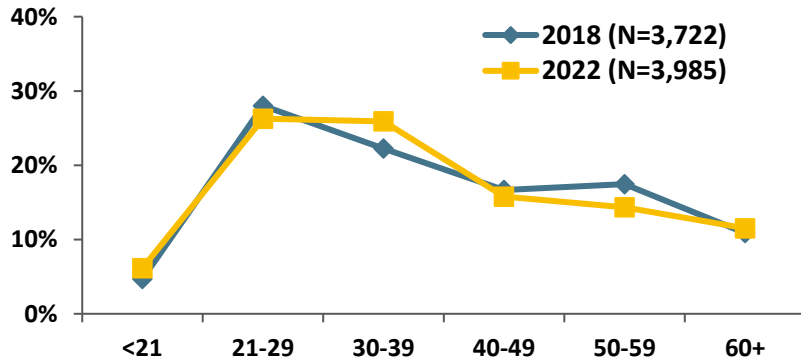
NYS Police-Reported Motorcycle F&PI Crashes vs. All F&PI Crashes by Manner of Collision: 2022



NYS Police-Reported Motorcycle F&PI Crashes by Day of Week: 2022 (N=4,024)

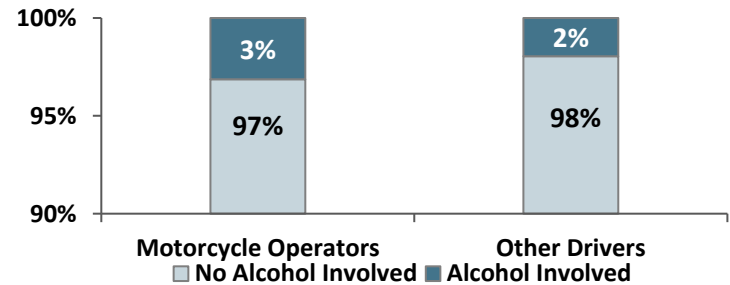


Motorcycle Operators in NYS Police-Reported F&PI Crashes by Age Group\*



\* Individuals with Unknown age not included

Alcohol Involvement in NYS Police-Reported F&PI Crashes Motorcycle Operators vs. All Other Drivers: 2022



**Note:** Fatalities and injuries refer to people, while crashes refer to the crash event. One crash event may involve more than one vehicle and more than one fatality and/or injury.

Source: NYS Department of Motor Vehicles Accident Information System (AIS).

Institute for Traffic Safety Management & Research, December 2023

