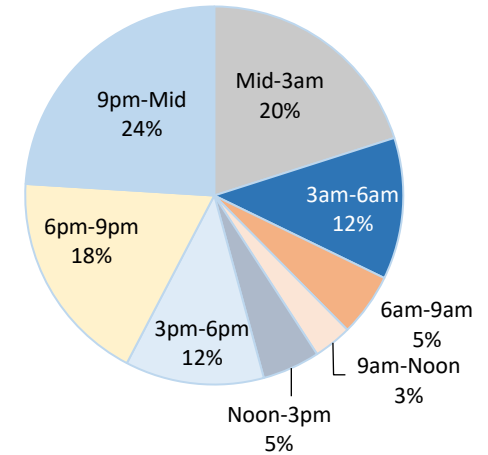


New York State Fact Sheet - Crashes Involving a Drinking Driver*

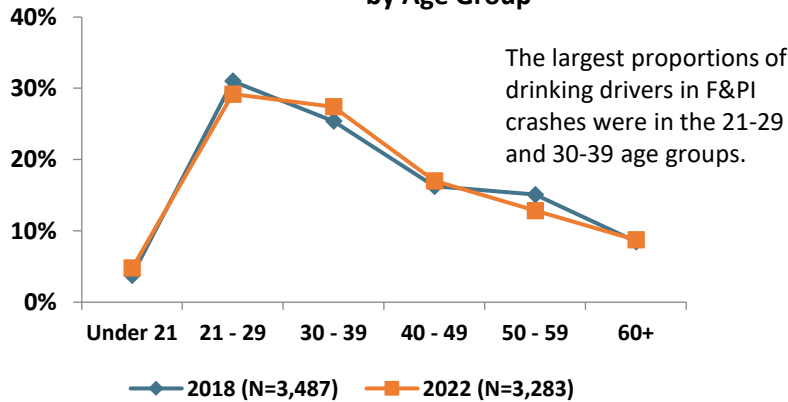
Alcohol-Related (A-R) Fatalities & Serious Injuries (Police-Reported)					
	2018	2019	2020	2021	2022
Total Fatalities	936	938	1,032	1,126	1,162
Fatalities in A-R crashes**	295	251	279	275	340
% of Total	32%	27%	27%	24%	29%
Fatalities involving a drinking driver	219	181	189	210	252
% of Total	23%	19%	18%	19%	22%
Total Serious Injuries	10,871	11,486	10,383	10,987	11,374
Serious Injuries in A-R crashes	970	922	831	962	891
% of Total	9%	8%	8%	9%	8%
Serious Injuries involving a drinking driver	842	811	755	866	809
% of Total	8%	7%	7%	8%	7%

Police-Reported Fatal & Personal Injury Crashes Involving a Drinking Driver by Time of Day: 2022 (N=3,268)

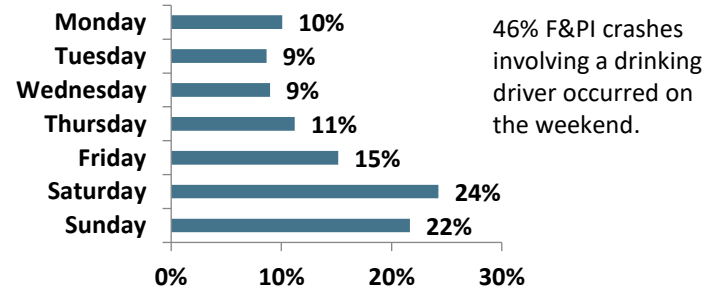
62% of F&PI crashes involving a drinking driver occurred between 6pm and 3am.



Drinking Drivers in Police-Reported Fatal & Personal Injury Crashes by Age Group



Police-Reported Fatal & Personal Injury Crashes Involving a Drinking Driver by Day of Week: 2022 (N=3,287)



*A drinking driver is a motor vehicle operator who meets at least one of these criteria: 1) had a positive BAC, 2) received a ticket for alcohol-impaired driving, or 3) had a vehicle contributing factor of "Alcohol Involvement" on the police accident report.

**An alcohol-related crash does not always involve a drinking driver. See [TSSR glossary for A-R crashes](#)

