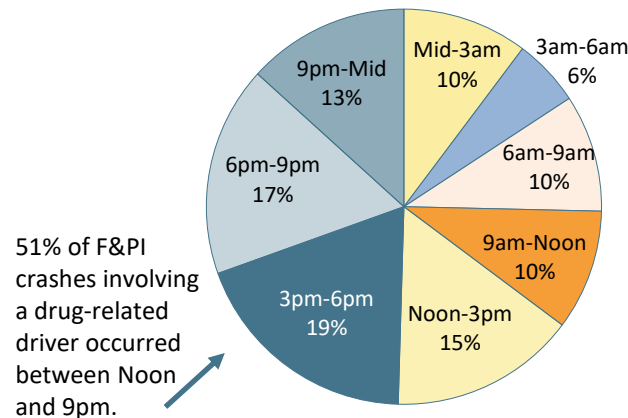


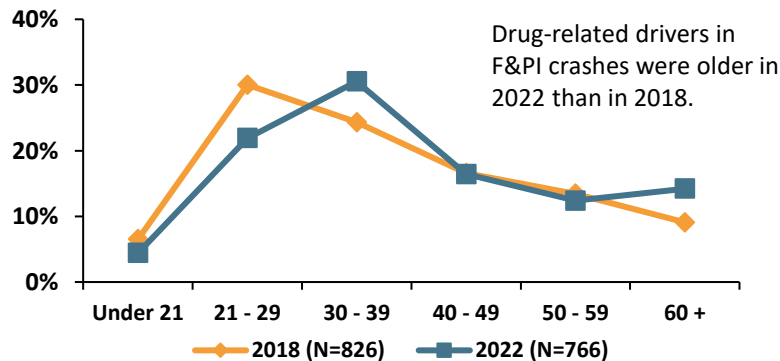
# New York State Fact Sheet - Crashes involving a Drug-Related Driver\*

Drug-Related (D-R) Fatalities & Serious Injuries (Police-Reported)					
	2018	2019	2020	2021	2022
<b>Total Fatalities</b>	<b>936</b>	<b>938</b>	<b>1,032</b>	<b>1,126</b>	<b>1,162</b>
Fatalities in D-R crashes**	314	258	409	285	425
% of Total	34%	28%	40%	25%	37%
Fatalities involving a D-R driver	200	154	254	192	266
% of Total	21%	16%	25%	17%	23%
<b>Total Serious Injuries</b>	<b>10,871</b>	<b>11,486</b>	<b>10,383</b>	<b>10,987</b>	<b>11,374</b>
Serious Injuries in D-R crashes	304	278	371	325	312
% of Total	3%	2%	4%	3%	3%
Serious Injuries involving a D-R driver	273	254	328	310	279
% of Total	3%	2%	3%	3%	2%

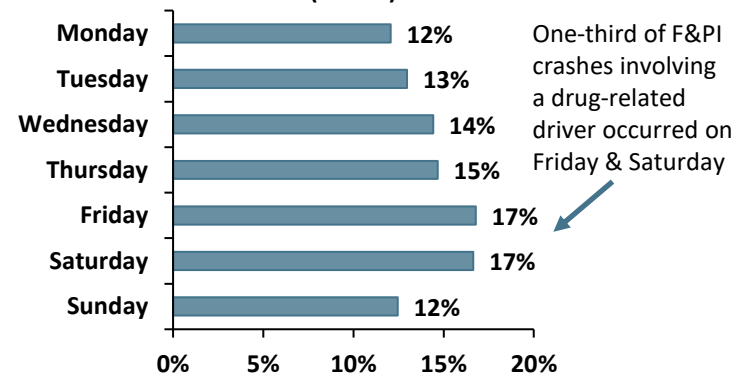
Police-Reported Fatal & Personal Injury Crashes Involving a Drug-Related Driver by Time of Day: 2022 (N=761)



Drug-Related Drivers in Police-Reported Fatal & Personal Injury Crashes by Age Group



Police-Reported Fatal & Personal Injury Crashes Involving a Drug-Related Driver by Day of Week: 2022 (N=763)



\*A drug-related driver is a motor vehicle operator who meets at least one of these criteria: 1) had a positive drug test result, 2) received a ticket for drug-impaired driving, or 3) had a vehicle contributing factor of "Drugs (Illegal)" or "Prescription Medication" on the police accident report.

\*\*A drug-related crash does not always involve a drug-related driver. See [TSSR glossary for Drug-Related crashes](#)

