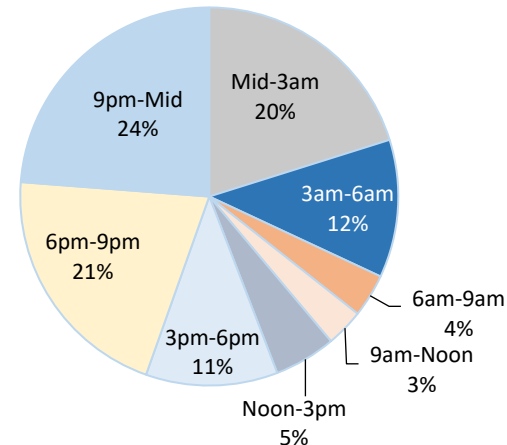


# New York State Fact Sheet - Crashes involving a Drinking Driver\*

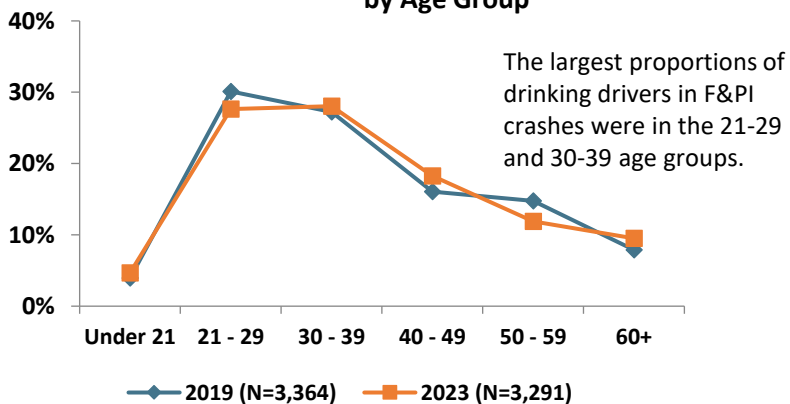
Alcohol-Related (A-R) Fatalities & Serious Injuries (Police-Reported)					
	2019	2020	2021	2022	2023
<b>Total Fatalities</b>	<b>938</b>	<b>1,032</b>	<b>1,126</b>	<b>1,162</b>	<b>1,104</b>
Fatalities in A-R crashes**	251	279	275	340	259
% of Total	27%	27%	24%	29%	23%
Fatalities involving a drinking driver	181	189	210	252	201
% of Total	19%	18%	19%	22%	18%
<b>Total Serious Injuries</b>	<b>11,486</b>	<b>10,383</b>	<b>10,987</b>	<b>11,374</b>	<b>12,382</b>
Serious Injuries in A-R crashes	922	831	962	891	971
% of Total	8%	8%	9%	8%	8%
Serious Injuries involving a drinking driver	811	755	866	809	880
% of Total	7%	7%	8%	7%	7%

**Police-Reported Fatal & Personal Injury Crashes Involving a Drinking Driver by Time of Day: 2023**  
(N=3,280)

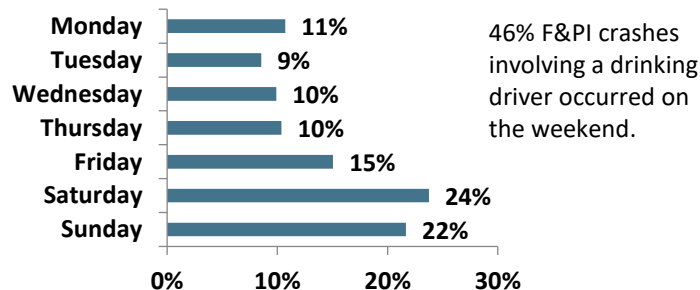
65% of F&PI crashes involving a drinking driver occurred between 6pm and 3am.



**Drinking Drivers in Police-Reported Fatal & Personal Injury Crashes by Age Group**



**Police-Reported Fatal & Personal Injury Crashes Involving a Drinking Driver by Day of Week: 2023**  
(N=3,294)



\*A drinking driver is a motor vehicle operator who meets at least one of these criteria: 1) had a positive BAC, 2) received a ticket for alcohol-impaired driving, or 3) had a vehicle contributing factor of "Alcohol Involvement" on the police accident report.

\*\*An alcohol-related crash does not always involve a drinking driver. See [TSSR glossary for A-R crashes](#)

