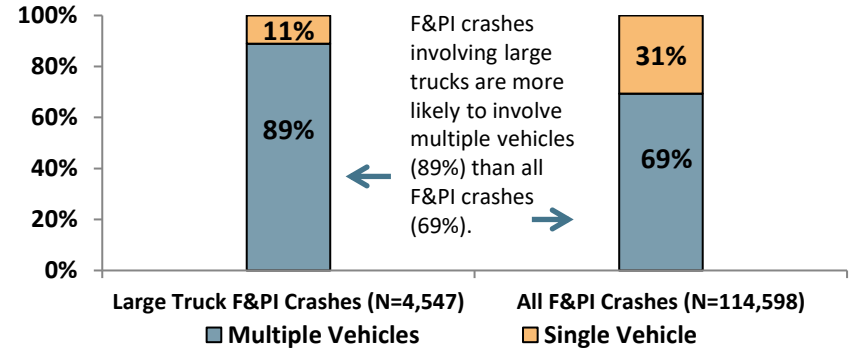


New York State Fact Sheet - Large Truck Crashes

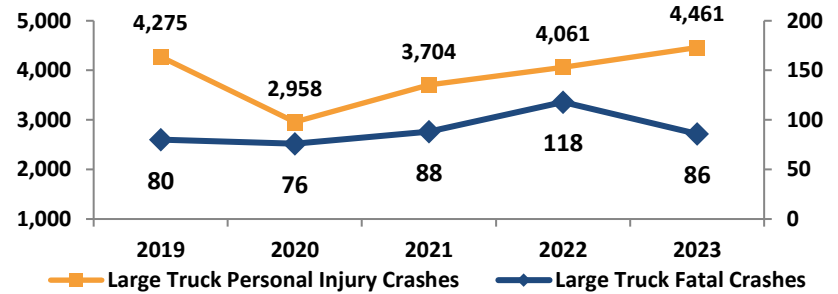
Total and Large Truck Fatalities

	2019	2020	2021	2022	2023
Total Fatalities	938	1,032	1,126	1,162	1,104
Large Truck Fatalities	85	84	99	126	92
% of Total Fatalities	9%	8%	9%	11%	8%

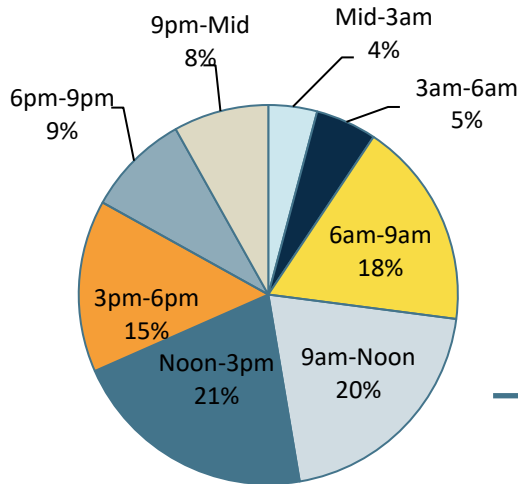
Large Truck F & PI Crashes vs. All F & PI Crashes by Manner of Collision: 2023



Large Truck F & PI Crashes



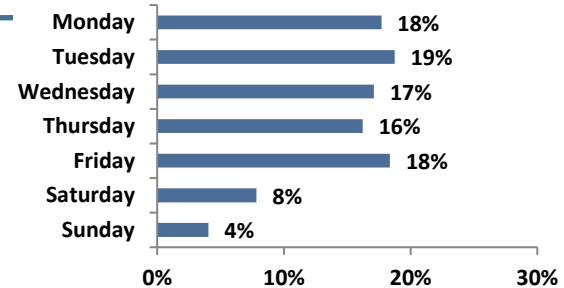
Large Truck Fatal and Personal Injury (F & PI) Crashes by Time of Day*: 2023 (N=4,495)



88% of large truck F&PI crashes occurred on a weekday; 74% occurred between 6:00 am and 6:00 pm.

* Crashes with Unknown Time of Day Values not included

Large Truck F & PI Crashes by Day of Week: 2023 (N=4,547)



Note: Fatalities and injuries refer to people, while crashes refer to the crash event. One crash event may involve more than one vehicle and more than one fatality and/or injury.

Source: NYS Department of Motor Vehicles Accident Information System (AIS).

