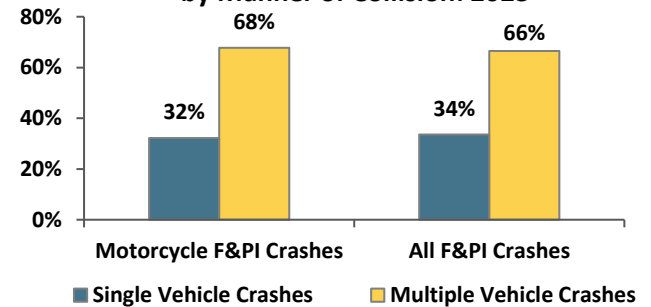


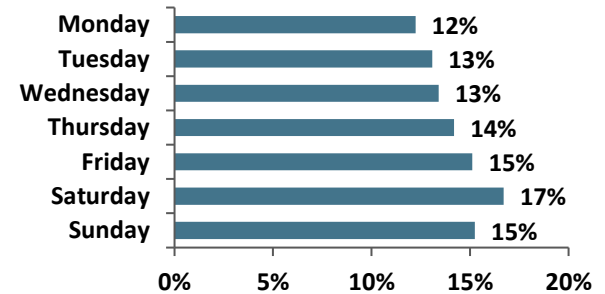
New York State Fact Sheet - Motorcycle Crashes

NYS Police-Reported Fatal & Personal Injury (F&PI) Motorcycle Crashes					
	2019	2020	2021	2022	2023
Fatal MC Crashes	132	181	201	170	188
Personal Injury MC Crashes	3,505	3,429	3,609	3,854	4,337
Total F&PI MC Crashes	3,637	3,610	3,810	4,024	4,525
Total Fatalities in All Crashes	938	1,032	1,126	1,162	1,104
Motorcyclist Fatalities	132	186	200	167	187
<i>% of Total Fatalities</i>	14%	18%	18%	14%	17%

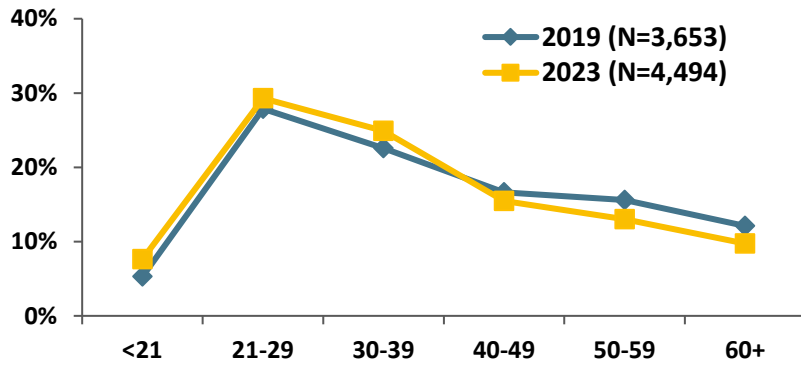
NYS Police-Reported Motorcycle F&PI Crashes vs. All F&PI Crashes by Manner of Collision: 2023



NYS Police-Reported Motorcycle F&PI Crashes by Day of Week: 2023 (N=4,525)

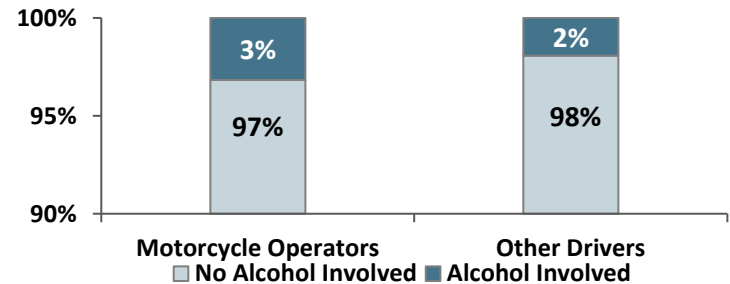


Motorcycle Operators in NYS Police-Reported F&PI Crashes by Age Group*



* Individuals with Unknown age not included

Alcohol Involvement in NYS Police-Reported F&PI Crashes Motorcycle Operators vs. All Other Drivers: 2023



Note: Fatalities and injuries refer to people, while crashes refer to the crash event. One crash event may involve more than one vehicle and more than one fatality and/or injury.

Source: NYS Department of Motor Vehicles Accident Information System (AIS).

Institute for Traffic Safety Management & Research, December 2024

