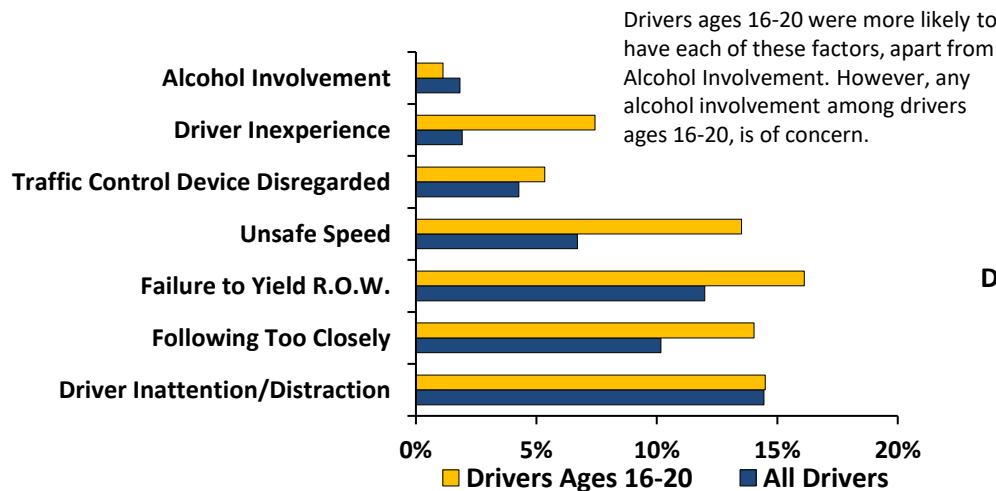


New York State Fact Sheet - Crashes Involving Young Drivers Ages 16-20

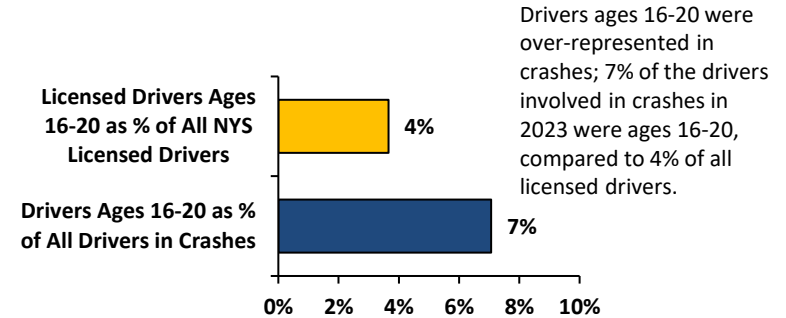
Crashes Involving Young Drivers Ages 16-20

	2019	2020	2021	2022	2023
Fatal Crashes	80	98	106	106	124
% of All Fatal Crashes	9%	10%	10%	10%	12%
Personal Injury Crashes	13,782	10,606	12,500	12,001	12,069
% of All Personal Injury Crashes	11%	12%	12%	11%	11%

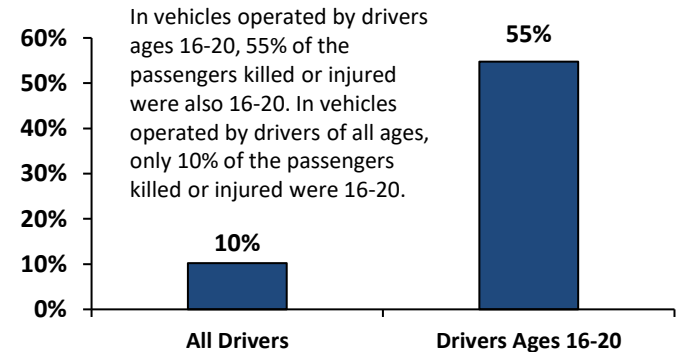
Drivers Ages 16-20 vs. Drivers of All Ages Select Contributing Human Factors in Police Reported F&PI Crashes: 2023



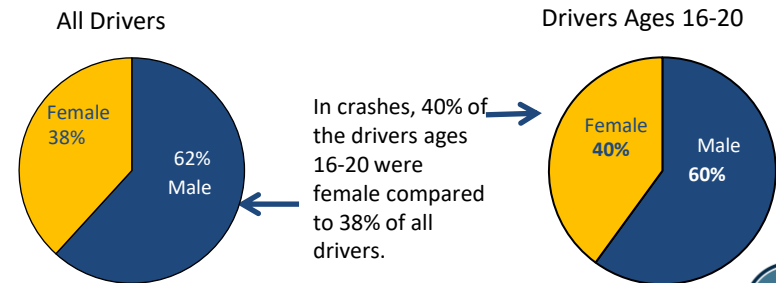
Licensed Drivers Ages 16-20 Compared to Drivers Ages 16-20 in Crashes: 2023



Passengers Ages 16-20 Killed or Injured in Vehicles with Drivers of All Ages vs. Drivers Ages 16-20: 2023



Drivers of All Ages vs. Drivers Ages 16-20 in Crashes by Gender: 2023



Source: NYS Department of Motor Vehicles Accident Information System (AIS).
NYS DMV Driver's License file.

