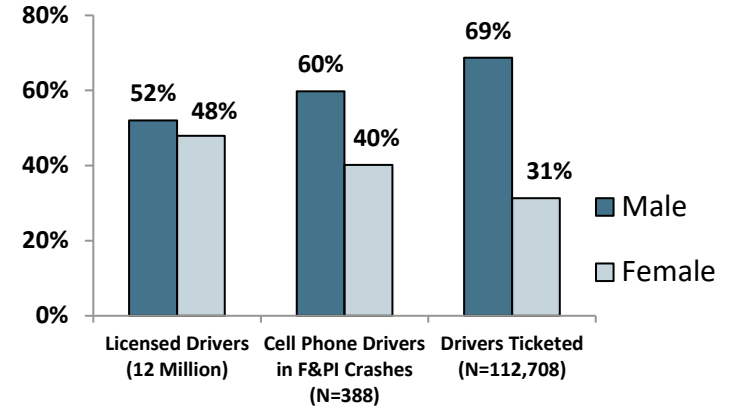


New York State Fact Sheet - Cell Phone Use

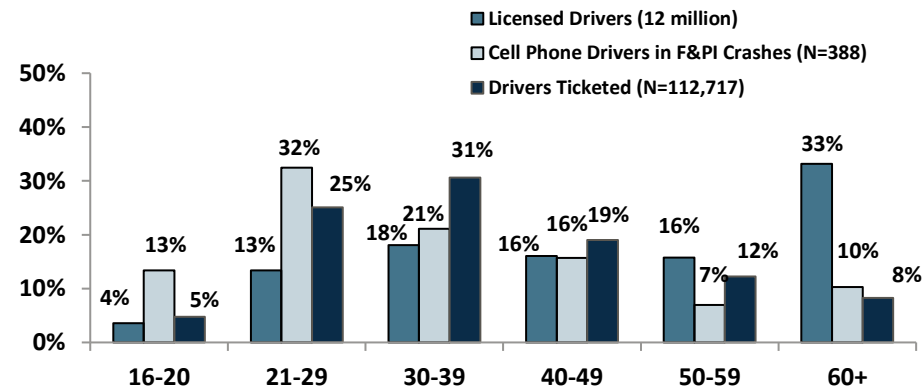
	2020	2021	2022	2023	2024	Change 2020-24
Cell Phone Involvement in Police-Reported F&PI Crashes*						
Contributing Factor (CF) Only	252	252	276	249	294	16.7%
Ticket Only	43	54	58	54	45	4.7%
CF & Ticket	138	142	165	125	129	-6.5%
TOTAL	433	448	499	428	468	8.1%
Tickets Issued for Cell Phone Violations						
Talking on HH Cell Phone (VTL 1225c)	35,257	35,027	36,341	36,937	36,609	3.8%
Texting (VTL 1225d)	58,737	63,014	68,763	73,568	76,281	29.9%
TOTAL	93,994	98,041	105,104	110,505	112,890	20.1%

* Cell phone crash is defined as a crash that meets at least one of the following: 1) having contributing factor of "Cell Phone (hand held)", "Cell Phone (hands free)" and/or "Texting" reported and/or 2) having a driver ticketed for violation of VTL 1225c or VTL 1225d.

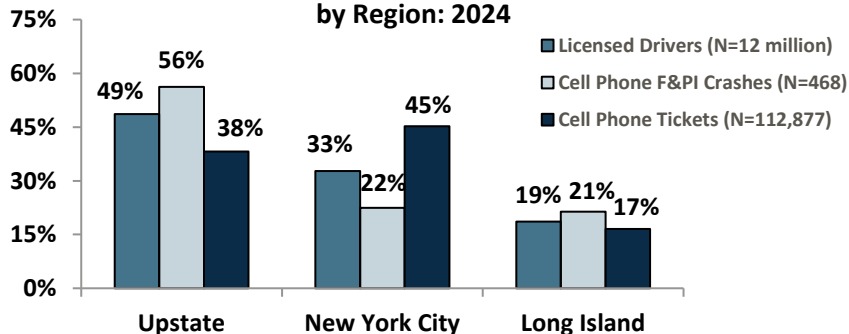
Licensed Drivers, Cell Phone Drivers in F&PI Crashes and Drivers Ticketed for Cell Phone Violations by Gender: 2024**



Licensed Drivers, Cell Phone Drivers in F&PI Crashes and Drivers Ticketed for Cell Phone Violations by Age: 2024



Licensed Drivers, Cell Phone F&PI Crashes and Cell Phone Tickets by Region: 2024



** A cell phone driver is a motor vehicle operator who meets at least one of these criteria: 1) had a vehicle contributing factor of "Cell Phone (hand held)", "Cell Phone (hands free)" and/or "Texting" on the police accident report, or 2) received a ticket for violation of VTL 1225c or VTL 1225d.