

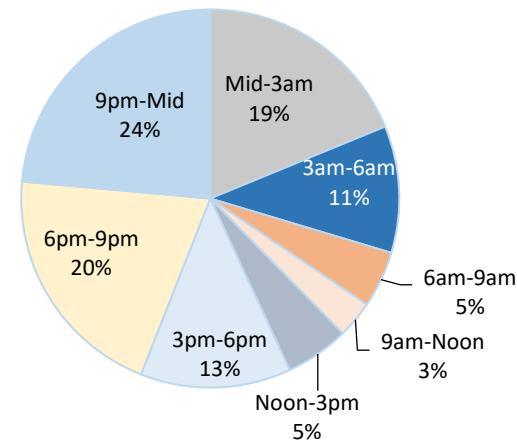
New York State Fact Sheet - Crashes Involving a Drinking Driver*

Alcohol-Related (A-R) Fatalities & Serious Injuries (Police-Reported)

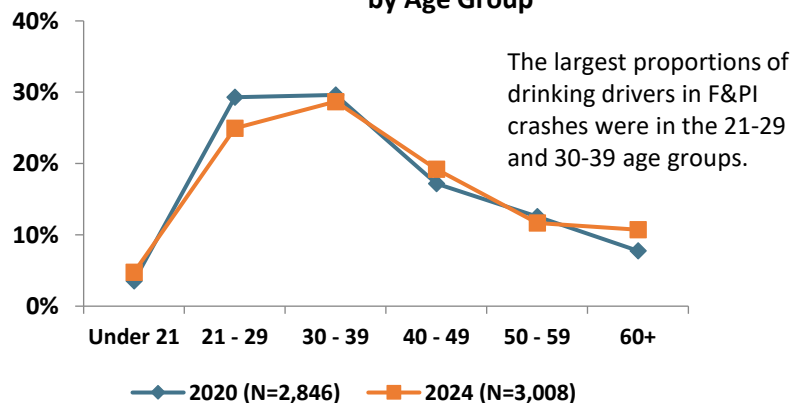
	2020	2021	2022	2023	2024
Total Fatalities	1,032	1,126	1,162	1,104	1,090
Fatalities in A-R crashes**	279	275	340	259	172 [†]
% of Total	27%	24%	29%	23%	16%
Fatalities involving a drinking driver	189	210	252	201	136 [†]
% of Total	18%	19%	22%	18%	12%
Total Serious Injuries	10,383	10,987	11,374	12,382	12,743
Serious Injuries in A-R crashes	831	962	891	971	865
% of Total	8%	9%	8%	8%	7%
Serious Injuries involving a drinking driver	755	866	809	880	812
% of Total	7%	8%	7%	7%	6%

Police-Reported Fatal & Personal Injury Crashes Involving a Drinking Driver by Time of Day: 2024 (N=2,996)

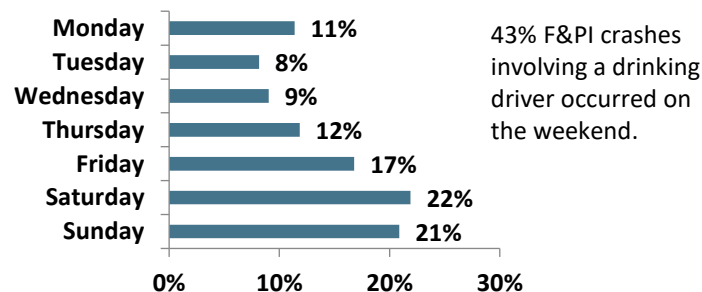
63% of F&PI crashes involving a drinking driver occurred between 6pm and 3am.



Drinking Drivers in Police-Reported Fatal & Personal Injury Crashes by Age Group



Police-Reported Fatal & Personal Injury Crashes Involving a Drinking Driver by Day of Week: 2024 (N=3,013)



*A drinking driver is a motor vehicle operator who meets at least one of these criteria: 1) had a positive BAC, 2) received a ticket for alcohol-impaired driving, or 3) had a vehicle contributing factor of "Alcohol Involvement" on the police accident report.

**An alcohol-related crash does not always involve a drinking driver. See [TSSR glossary for A-R crashes](#)

† In 2024, fatalities in alcohol-related crashes and fatalities involving a drinking driver are undercounted due to less complete BAC results for decedents compared with prior years.