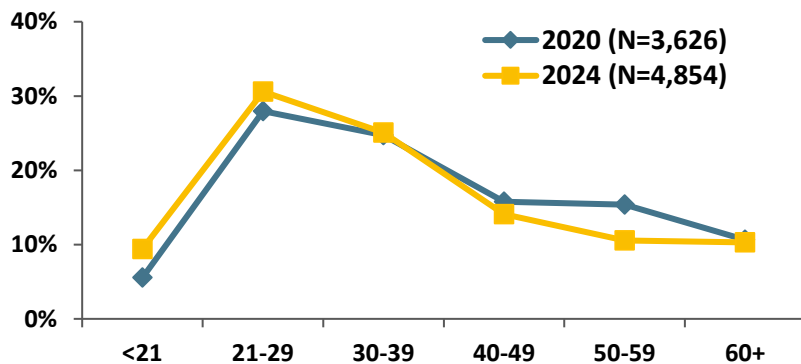


New York State Fact Sheet - Motorcycle Crashes

NYS Police-Reported Fatal & Personal Injury (F&PI) Motorcycle Crashes					
	2020	2021	2022	2023	2024
Fatal MC Crashes	181	201	170	188	188
Personal Injury MC Crashes	3,429	3,609	3,854	4,337	4,681
Total F&PI MC Crashes	3,610	3,810	4,024	4,525	4,869
Total Fatalities in All Crashes	1,032	1,126	1,162	1,104	1,090
Motorcyclist Fatalities	186	200	167	187	189
<i>% of Total Fatalities</i>	18%	18%	14%	17%	17%

Motorcycle Operators in NYS Police-Reported F&PI Crashes by Age Group*

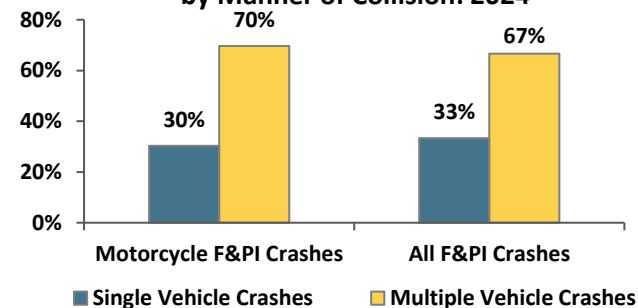


* Individuals with Unknown age not included

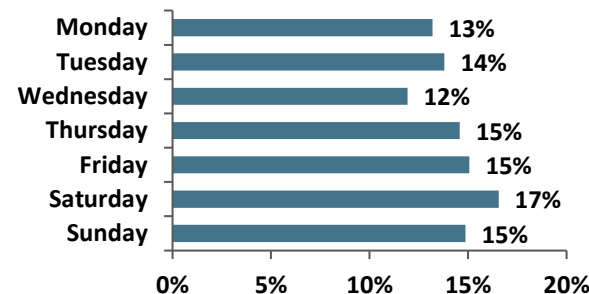
Note: Fatalities and injuries refer to people, while crashes refer to the crash event. One crash event may involve more than one vehicle and more than one fatality and/or injury.

Source: NYS Department of Motor Vehicles Accident Information System (AIS).

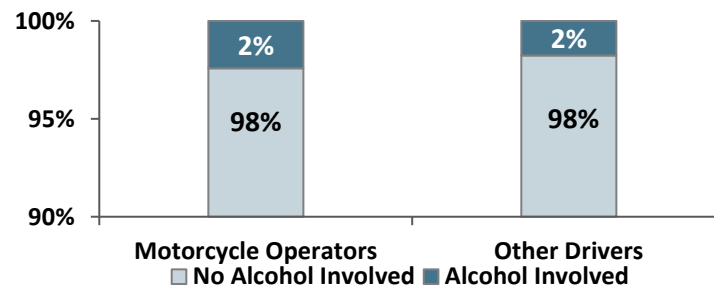
NYS Police-Reported Motorcycle F&PI Crashes vs. All F&PI Crashes by Manner of Collision: 2024



NYS Police-Reported Motorcycle F&PI Crashes by Day of Week: 2024 (N=4,869)



Alcohol Involvement in NYS Police-Reported F&PI Crashes Motorcycle Operators vs. All Other Drivers: 2024



Institute for Traffic Safety Management & Research, December 2025

