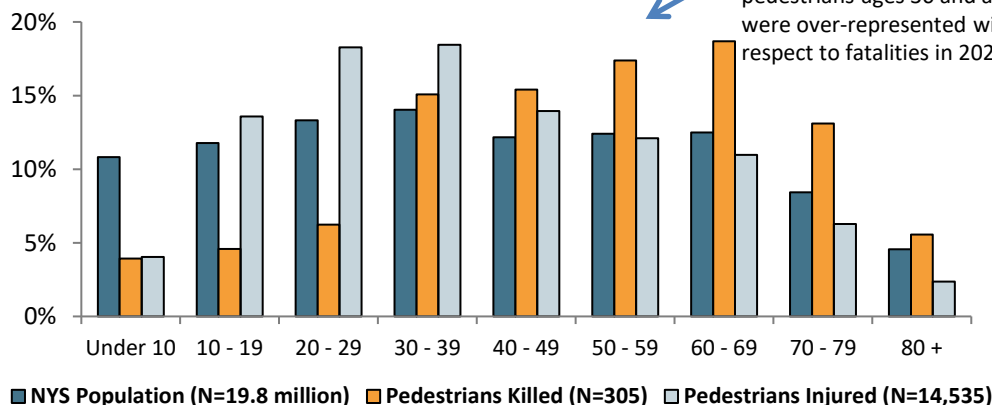


New York State Fact Sheet - Pedestrians in Motor Vehicle Crashes

Total Fatalities, Pedestrian Fatalities and Injuries					
	2020	2021	2022	2023	2024
Total Fatalities	1,032	1,126	1,162	1,104	1,090
<i>Pedestrian Fatalities</i>	241	304	329	308	308
<i>Percentage of Total Fatalities</i>	23%	27%	28%	28%	28%
Pedestrians Injured	10,667	12,476	14,125	14,723	14,988

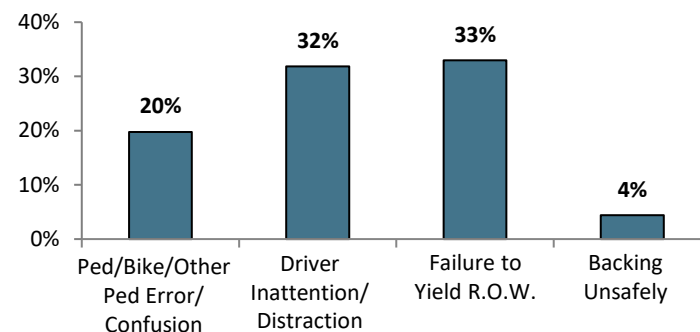
Pedestrians Killed and Injured by Age: 2024



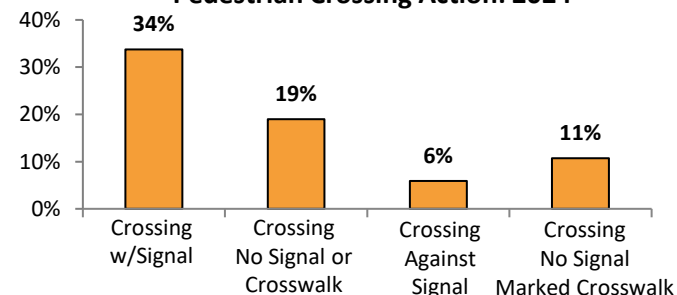
*Police-Reported Only

**In 2024, substance use among pedestrians killed in crashes is undercounted due to less complete BAC and toxicology results for decedents compared with prior years.

**Pedestrian Fatal and Personal Injury Crashes*
Select Contributing Human Factors: 2024**



**Pedestrian Fatal and Personal Injury Crashes*
Pedestrian Crossing Action: 2024**



Pedestrian Fatalities by Substance Use: 2024 (N=308)**

