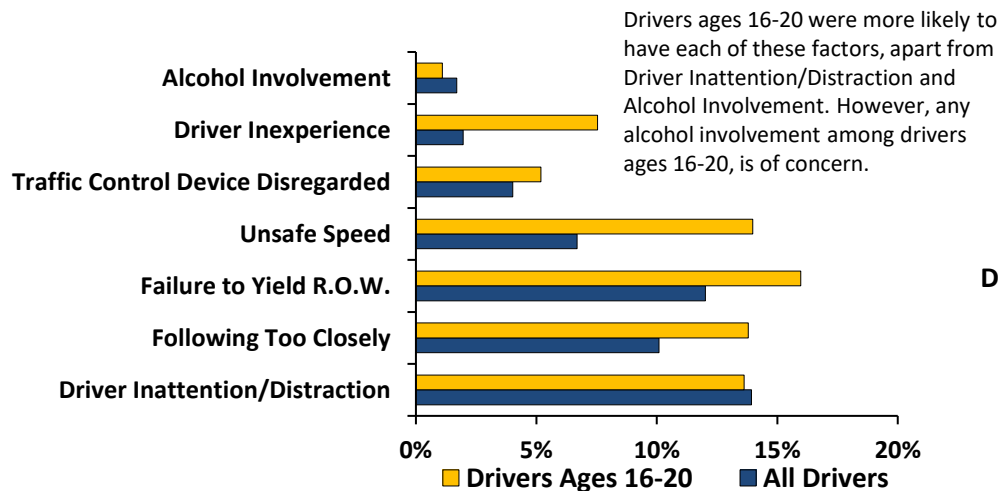


New York State Fact Sheet - Crashes Involving Young Drivers Ages 16-20

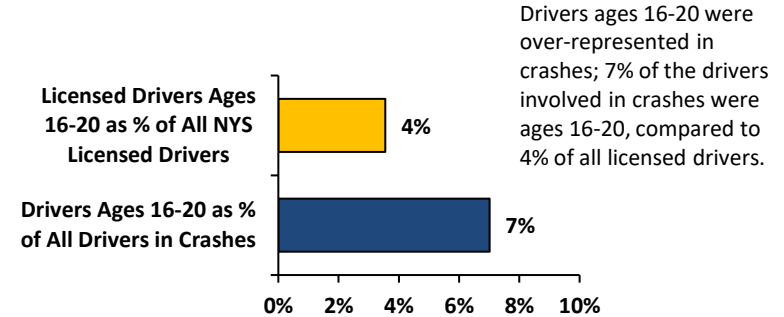
Crashes Involving Young Drivers Ages 16-20

	2020	2021	2022	2023	2024
Fatal Crashes	98	106	106	124	100
% of All Fatal Crashes	10%	10%	10%	12%	10%
Personal Injury Crashes	10,606	12,500	12,001	12,069	12,103
% of All Personal Injury Crashes	12%	12%	11%	11%	11%

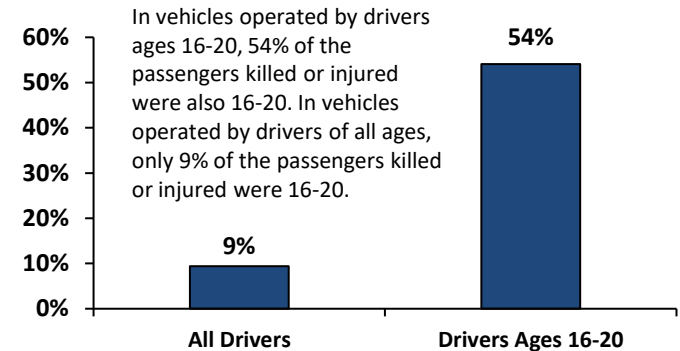
Drivers Ages 16-20 vs. Drivers of All Ages Select Contributing Human Factors in Police Reported F&PI Crashes: 2024



Licensed Drivers Ages 16-20 Compared to Drivers Ages 16-20 in Crashes: 2024



Passengers Ages 16-20 Killed or Injured in Vehicles with Drivers of All Ages vs. Drivers Ages 16-20: 2024



Drivers of All Ages vs. Drivers Ages 16-20 in Crashes by Gender: 2024

